



**Heavy-Duty Charbroilers • Countertop Ovens
Open-Flame Pizza Ovens • Deck Ovens**

PRODUCT GUIDE





Customer Service
(800) 527-2100

Technical Service
(800) 733-2203
techservice@partstown.com

Parts partstown.com/bakers-pride/parts

Corporate Office
Star Brands
265 Hobson Street | Smithville, TN 37166

bakerspride.com

Over 80 Years of Excellence

BAKERS PRIDE® was founded in The Bronx, New York U.S.A. in the mid 1940's, and initiated one of the most dramatic innovations in American cuisine by inventing the modern production pizza oven.

BAKERS PRIDE is world renowned for high quality commercial charbroilers, deck/pizza ovens, and countertop deck ovens. We provide a wide selection of equipment designed to meet the needs of the food service industry, worldwide.

Customer Focused

BAKERS PRIDE is a customer focused organization striving for business and individual performance excellence, valuing trust, honesty, respect, empowerment, innovation, and dedication, in and from all, demonstrated each and every day by our words and actions in a challenging and fun environment.

Our Mission

Customers are our driving force. We partner with our customers to understand their business and develop innovative solutions to meet their commercial food service equipment needs worldwide. Associates are our differentiating resource. We will hire and promote the best people. We are committed to educate and train our Associates to achieve their fullest potential. Quality is our commitment. We will pursue world-class quality in everything we do.

Our Distribution Policy

BAKERS PRIDE is committed to work in partnership with Foodservice dealers who actively and consistently promote our products to end users. We will always maintain confidentiality of sensitive information provided by our dealers. We will actively promote our products to end-users, specifiers, and chain accounts. We will not sell to wholesale clubs for resale to end users. BAKERS PRIDE is committed to the distribution of replacement parts through traditional channels and Factory Authorized Service Centers.



TABLE of CONTENTS



**BAKERS
PRIDE®**

CHARBROILERS..... pgs 5-13

Bakers Pride charbroiler - offering..... pg 5

F-RS, C-RS, L-RS info (Gas)..... pg 6

F-RS floor model, cabinet base (Gas)..... pg 7

C-RS countertop model (Gas)..... pg 8

L-RS low-profile model, 13" high (Gas)..... pg 9

F-RS, C-RS, L-RS accessories & options..... pg 10

CH heavy-duty, floor model (Gas)..... pg 11

CH - accessories & options..... pg 12

CH - grate guide & options..... pg 13

COUNTERTOP OVENS..... pgs 14-31

Countertop oven offering..... pg 14

Countertop oven table of contents..... pg 15

Countertop oven deck guide..... pg 16

Countertop oven cook times..... pgs 17-18

PX-14 (1) 3" h deck (electric)..... pg 19

PX-16 (1) 3" h deck (electric)..... pg 19

P18S (2) 3 1/4" h decks (electric)..... pg 20

P22S (2) 3 1/4" h decks (electric)..... pg 21

P22-BL (2) brick-lined, 2 3/4" h decks (electric)..... pg 21

P24S (1) 7 1/2" h deck (electric)..... pg 22

P24-BL (1) brick-lined, 7" h deck (electric)..... pg 22

P44S (2) 3 1/4" h decks (electric)..... pg 23

P44-BL (2) brick-lined, 2 3/4" h decks (elec)..... pg 23

DP-2 (2) 5 1/2" h decks (electric)..... pg 24

DP-2BL (2) brick-lined 5" h decks (electric)..... pg 24

P46S (2) 3 1/4" h decks & (1) 7 1/2" h deck (elec.)..... pg 25

P46-BL (2) 2 3/4" h decks & (1) 7" h deck (elec.)..... pg 25

P48S (2) 7 1/2" h decks (electric)..... pg 26

P48-BL (2) brick-lined 7" h decks (electric)..... pg 26

EP-1-2828 (1) 5 3/4" h deck (electric)..... pg 27

EP-2-2828 (2) 5 3/4" h decks (electric)..... pg 27

GP51 (2) 6" h deck (gas)..... pg 28

GP52 (4) 6" h decks (gas)..... pg 28

GP61 (1) 5" h deck & (1) 6" h deck (gas)..... pg 29

GP62 (2) 5" h decks & (2) 6" h decks (gas)..... pg 29

Countertop oven - accessories & option..... pg 30

Countertop oven - replacement decks..... pg 31

Countertop oven - control features..... pg 31

DECK/PIZZA OVENS..... pgs 32-56

Deck/Pizza oven table of contents..... pgs 32-33

Deck/Pizza oven IL Forno info..... pg 34

Deck/Pizza oven selecting a deck oven, capacity..... pgs 35-36

Deck/Pizza oven IL Forno checklist..... pg 37

Deck/Pizza oven Superdeck checklist..... pg 38

IL FORNO OPEN FLAME OVEN, GAS-FIRED

IL Forno Classico info..... pg 34

IL Forno Classico checklist..... pg 37

IL Forno **FC-516** Open-flame oven (gas), 64 1/4" w..... pg 39

IL Forno **FC-616** Open-flame oven (gas), 78" w..... pg 39

IL Forno **FC-816** Open-flame oven (gas), 84" w..... pg 39

IL FORNO STACKED ON DECK OVEN, GAS

IL Forno **FC-516**, stacked on **451 oven** (gas)..... pg 40

IL Forno **FC-616**, stacked on **Y-600 oven** (gas)..... pg 40

IL Forno **FC-816**, stacked on **Y-800 oven** (gas)..... pg 40

IL FORNO EYEBROW STYLE EXHAUST HOOD

IL Forno **PB-24/S** eyebrow style exhaust hood..... pg 41

DSP STYLE DISPLAY DECK OVENS, GAS

DSP style **451-DSP**, (1) 8" h, 54" w deck (gas)..... pg 41

DECK/PIZZA OVENS
continued next page



TABLE of CONTENTS



**BAKERS
PRIDE®**

DECK/PIZZA OVENS continued from previous page

DSP style **452-DSP**, (2) 8" h, 54" w decks (gas) pg 41
 DSP style **Y-600-DSP**, (1) 8" h, 60" w deck (gas) pg 42
 DSP style **Y-602-DSP**, (2) 8" h, 60" w decks (gas) pg 42
 DSP style **Y-800-DSP**, (1) 8" h, 66" w deck (gas) pg 42
 DSP style **Y-802-DSP**, (2) 8" h, 66" w decks (gas) pg 42

STUBBY SHALLOW DECK OVENS, GAS

151 (1) 8" h, 36" w x 24 1/2" d deck (gas) pg 43
152 (2) 8" h, 36" w x 24 1/2" d decks (gas) pg 43
153 (3) 8" h, 36" w x 24 1/2" d decks (gas) pg 43
3151 (1) 8" h, 45" w x 24 1/2" d deck (gas) pg 43
3152 (2) 8" h, 45" w x 24 1/2" d decks (gas) pg 43
3153 (3) 8" h, 45" w x 24 1/2" d decks (gas) pg 43
4151 (1) 8" h, 54" w x 24 1/2" d deck (gas) pg 43
4152 (2) 8" h, 54" w x 24 1/2" d decks (gas) pg 43
4153 (3) 8" h, 54" w x 24 1/2" d decks (gas) pg 43

CONVECTION FLO DECK OVENS, GAS

251 (1) 8" h, 36" w x 34 1/2" d deck (gas) pg 44
252 (2) 8" h, 36" w x 34 1/2" d decks (gas) pg 44
253 (3) 8" h, 36" w x 34 1/2" d decks (gas) pg 44
351 (1) 8" h, 45" w x 34 1/2" d deck (gas) pg 44
352 (2) 8" h, 45" w x 34 1/2" d decks (gas) pg 44
353 (3) 8" h, 45" w x 34 1/2" d decks (gas) pg 44
451 (1) 8" h, 54" w x 34 1/2" d deck (gas) pg 44
452 (2) 8" h, 54" w x 34 1/2" d decks (gas) pg 44
453 (3) 8" h, 54" w x 34 1/2" d decks (gas) pg 44

Y-SERIES BEST-SELLING DECK OVENS, GAS

Y-600 (1) 8" h, 60" w x 36" d deck (gas) pg 45
Y-602 (2) 8" h, 60" w x 36" d decks (gas) pg 45
Y-600BL (1) 7.5" h, brick-lined, 60" w x 36" d (gas) pg 45
Y-602BL (2) 7.5" h, brick-lined, 60" w x 36" d (gas) pg 45
Y-800 (1) 8" h, 66" w x 44" d deck (gas) pg 46
Y-802 (2) 8" h, 66" w x 44" d decks (gas) pg 46
Y-800BL (1) 7.5" h, brick-lined, 66" w x 44" d (gas) pg 46
Y-802BL (2) 7.5" h, brick-lined, 66" w x 44" d (gas) pg 46

EP-SERIES DECK OVENS, ELECTRIC

EP-1-8-3836 (1) 7" h, 38" w x 36" d deck (elec) pg 47
EP-2-8-3836 (2) 7" h, 38" w x 36" d deck (elec) pg 47
EP-3-8-3836 (3) 7" h, 38" w x 36" d deck (elec) pg 47
EP-1-8-5736 (1) 7" h, 57" w x 36" d deck (elec) pg 48
EP-2-8-5736 (2) 7" h, 57" w x 36" d deck (elec) pg 48
EP-3-8-5736 (3) 7" h, 57" w x 36" d deck (elec) pg 48

EB-SERIES DECK OVENS, ELECTRIC

EB-1-8-3836 (1) 8" h, 38" w x 36" d deck (elec) pg 49
EB-2-8-3836 (2) 8" h, 38" w x 36" d deck (elec) pg 49
EB-3-8-3836 (3) 8" h, 38" w x 36" d deck (elec) pg 49
EB-1-8-5736 (1) 8" h, 57" w x 36" d deck (elec) pg 50
EB-2-8-5736 (2) 8" h, 57" w x 36" d deck (elec) pg 50
EB-3-8-5736 (3) 8" h, 57" w x 36" d deck (elec) pg 50

ER-SERIES DECK OVENS, ELECTRIC

ER-1-8-3836 (1) 12" h, 38" w x 36" d deck (elec) pg 51
ER-2-8-3836 (2) 12" h, 38" w x 36" d deck (elec) pg 51
ER-3-8-3836 (3) 12" h, 38" w x 36" d deck (elec) pg 51
ER-1-8-5736 (1) 12" h, 57" w x 36" d deck (elec) pg 52
ER-2-8-5736 (2) 12" h, 57" w x 36" d deck (elec) pg 52
ER-3-8-5736 (3) 12" h, 57" w x 36" d deck (elec) pg 52

Deck/Pizza oven accessories & options pg 53
IL Forno accessories & options pg 53
Deck/Pizza oven leg guide pg 53
Deck/Pizza oven replacement decks, corderite pg 54
Deck/Pizza oven replacement decks, lightstone pg 55
SGC, MGC gas connectors (stationary & mobile) pg 56
EQUIPMENT STANDS pg 56

MISC. INFO pgs 57-62





**BAKERS
PRIDE.**

CHARBROILERS

Precise Engineering, Versatility & Performance

DANTE SERIES CHARBROILERS

F-RS, C-RS, L-RS RADIANT CHARBROILERS

F-RS | C-RS | L-RS RADIANT GAS

| | |
|---|-------|
| F-RS, C-RS, L-RS info (gas) | pg 6 |
| F-RS floor model, cabinet base (gas) | pg 7 |
| C-RS countertop model (gas) | pg 8 |
| L-RS low-profile model, 13" high (gas) | pg 9 |
| F-RS, C-RS, L-RS accessories & options | pg 10 |

CH-SERIES EXTRA HEAVY-DUTY RADIANT CHARBROILERS

CH HEAVY-DUTY, RADIANT GAS

| | |
|---|-------|
| CH heavy-duty, floor model (gas) | pg 11 |
| CH - accessories & options | pg 12 |
| CH - grate guide & options | pg 13 |

F-RS, C-RS, L-RS RADIANT CHARBROILERS

F-RS SERIES = FLOOR MODEL WITH CABINET BASE (34" HIGH)

C-RS SERIES = COUNTERTOP MODEL (17" HIGH)

L-RS SERIES = LOW-PROFILE COUNTERTOP MODEL (13" HIGH)

F-RS, C-RS, L-RS Series Charbroiler GRATE OPTIONS:

STANDARD GRATES

Heavy-duty, 1/2" steel free-floating rods provide great all-around performance. Scround Rods - Square on the top and round on the bottom, this unique design provides a more defined grill mark. In addition to providing an easier release, scround rods provide very defined brand marks for signature charbroiling. The round bottom is important to help tame flare-ups by draining 70% of the grease to the collection box.

CAST-IRON, REVERSIBLE GRATES

Heavy-duty Cast Iron grates are available. Cast Iron grates are reversible to provide a standard or thin brand by simply flipping over. Grates can be set in one of three tilt positions to provide gravity draining of grease to the front trough. Cast Iron grate spacing is (5/16").

F-RS, C-RS, L-RS Series Charbroiler RADIANT OPTIONS:

STAINLESS STEEL RADIANTS (STANDARD)

CAST IRON RADIANTS

GLO-STONES



F-RS Series (34" High) Floor Model w Cabinet Base Radiant Charbroilers

Bakers Pride® F-RS charbroilers feature 15,000 BTU burners for energy efficiency and broiling performance. Models range from 24" to 72" wide.

Standard features include slide-out grease drawers/water pans and stainless steel radiants, which can be substituted with cast iron radiants. A continuously lit, crossover pilot tube system makes lighting burners quick and easy. The steel floating rod grates may be adjusted in two separate titling positions, increasing flexibility and temperature control. Fully insulated, double walls help with heat retention, while stainless steel interiors and exteriors make this charbroiler both durable and easy to clean.

This series also offers many options to suit your needs, such as a natural wood smoke essence box or Glo-Stones for enhanced flavor and stainless steel shelf with pan cut outs for added convenience.



F-24RS

F-RS Series (34" High) Floor Models with Cabinet Base

| Model | Radiants | Part Number | GAS | BTUH | Grates | Burners | Broiling Area Inches (mm) | Dimensions W x H x D Inches (mm) | estimated Ship Wt. lb (kg) |
|----------|-------------------------|-------------|-----|---------|--------|---------|--|--|----------------------------------|
| F-24RS | Stainless Steel Radiant | 4M-T2SA6RN | NAT | 60,000 | 1 | 4 | 513 in ² (13,030 mm ²) | 24 x 34 x 35.5 (610 x 864 x 902) | 401 (182) |
| F-24RS | Stainless Steel Radiant | 4M-T2SA6RP | LP | | | | | | |
| F-24RS-R | Cast Iron Radiant | 4M-T2RA6RN | NAT | | | | | | |
| F-24RS-R | Cast Iron Radiant | 4M-T2RA6RP | LP | | | | | | |
| F-24RS-C | Glo Stones | 4M-T2CA6RN | NAT | | | | | | |
| F-24RS-C | Glo Stones | 4M-T2CA6RP | LP | | | | | | |
| F-36RS | Stainless Steel Radiant | 4M-T3SA6RN | NAP | 105,000 | 1 | 7 | 810 in ² (20,574 mm ²) | 36 x 34 x 35.5 (914 x 864 x 902) | 555 (252) |
| F-36RS | Stainless Steel Radiant | 4M-T3SA6RP | LP | | | | | | |
| F-36RS-R | Cast Iron Radiant | 4M-T3RA6RN | NAT | | | | | | |
| F-36RS-R | Cast Iron Radiant | 4M-T3RA6RP | LP | | | | | | |
| F-36RS-C | Glo Stones | 4M-T3CA6RN | NAT | | | | | | |
| F-36RS-C | Glo Stones | 4M-T3CA6RP | LP | | | | | | |
| F-48RS | Stainless Steel Radiant | 4M-T4SA6RN | NAP | 150,000 | 2 | 10 | 1,107 in ² (28,118 mm ²) | 48 x 34 x 35.5 (1219 x 864 x 902) | 685 (311) |
| F-48RS | Stainless Steel Radiant | 4M-T4SA6RP | LP | | | | | | |
| F-48RS-R | Cast Iron Radiant | 4M-T4RA6RN | NAT | | | | | | |
| F-48RS-R | Cast Iron Radiant | 4M-T4RA6RP | LP | | | | | | |
| F-48RS-C | Glo Stones | 4M-T4CA6RN | NAT | | | | | | |
| F-48RS-C | Glo Stones | 4M-T4CA6RP | LP | | | | | | |
| F-60RS | Stainless Steel Radiant | 4M-T5SA6RN | NAP | 195,000 | 3 | 13 | 1,404 in ² (35,662 mm ²) | 60 x 34 x 35.5 (1524 x 864 x 902) | 900 (408) |
| F-60RS | Stainless Steel Radiant | 4M-T5SA6RP | LP | | | | | | |
| F-60RS-R | Cast Iron Radiant | 4M-T5RA6RN | NAT | | | | | | |
| F-60RS-R | Cast Iron Radiant | 4M-T5RA6RP | LP | | | | | | |
| F-60RS-C | Glo Stones | 4M-T5CA6RN | NAT | | | | | | |
| F-60RS-C | Glo Stones | 4M-T5CA6RP | LP | | | | | | |
| F-72RS | Stainless Steel Radiant | 4M-T6SA6RN | NAP | 240,000 | 3 | 16 | 1,704 in ² (43,282 mm ²) | 72 x 34 x 35.5 (1829 x 864 x 902) | 998 (453) |
| F-72RS | Stainless Steel Radiant | 4M-T6SA6RP | LP | | | | | | |
| F-72RS-R | Cast Iron Radiant | 4M-T6RA6RN | NAT | | | | | | |
| F-72RS-R | Cast Iron Radiant | 4M-T6RA6RP | LP | | | | | | |
| F-72RS-C | Glo Stones | 4M-T6CA6RN | NAT | | | | | | |
| F-72RS-C | Glo Stones | 4M-T6CA6RP | LP | | | | | | |

F-RS, C-RS, L-RS
ACCESSORIES & OPTIONS listed on page 10

C-RS Series (17" High) Countertop Radiant Charbroilers

Bakers Pride® C-RS charbroilers feature a standard-profile design and 15,000 BTU burners for energy efficiency and broiling performance. Models range from 24" to 72" wide. Stainless steel radiants and steel floating rod grates are standard. Grates may be adjusted in four separate tilting positions for increased flexibility and temperature control.

A continuously lit, cross-over pilot tube system makes lighting burners quick and easy. Fully insulated, double walls for superior heat retention and stainless steel interior/exterior construction for durability ease when cleaning.

This series also offers many options to suit your needs, such as a natural wood smoke essence box or Glo- Stones for enhanced flavor and work decks for added convenience.

C-24RS



C-RS Series (17" High) Countertop Models

| Model | Radiants | Part Number | GAS | BTUH | Grates | Burners | Broiling Area inches (mm) | Dimensions W x H x D inches (mm) | estimated Ship Wt. lb (kg) |
|----------|-------------------------|-------------|-----|---------|--------|---------|--|--|----------------------------------|
| C-24RS | Stainless Steel Radiant | 4M-M2SA6RN | NAT | 60,000 | 1 | 4 | 513 in ² (13,030 mm ²) | 24 x 17 x 35.5 (610 x 432 x 902) | 412 (187) |
| C-24RS | Stainless Steel Radiant | 4M-M2SA6RP | LP | | | | | | |
| C-24RS-R | Cast Iron Radiant | 4M-M2RA6RN | NAT | | | | | | |
| C-24RS-R | Cast Iron Radiant | 4M-M2RA6RP | LP | | | | | | |
| C-24RS-C | Glo Stones | 4M-M2CA6RN | NAT | | | | | | |
| C-24RS-C | Glo Stones | 4M-M2CA6RP | LP | | | | | | |
| C-36RS | Stainless Steel Radiant | 4M-M3SA6RN | NAP | 105,000 | 1 | 7 | 810 in ² (20,574 mm ²) | 36 x 17 x 35.5 (914 x 432 x 902) | 601 (273) |
| C-36RS | Stainless Steel Radiant | 4M-M3SA6RP | LP | | | | | | |
| C-36RS-R | Cast Iron Radiant | 4M-M3RA6RN | NAT | | | | | | |
| C-36RS-R | Cast Iron Radiant | 4M-M3RA6RP | LP | | | | | | |
| C-36RS-C | Glo Stones | 4M-M3CA6RN | NAT | | | | | | |
| C-36RS-C | Glo Stones | 4M-M3CA6RP | LP | | | | | | |
| C-48RS | Stainless Steel Radiant | 4M-M4SA6RN | NAP | 150,000 | 2 | 10 | 1,107 in ² (28,118 mm ²) | 48 x 17 x 35.5 | 668 (303) |
| C-48RS | Stainless Steel Radiant | 4M-M4SA6RP | LP | | | | | | |
| C-48RS-R | Cast Iron Radiant | 4M-M4RA6RN | NAT | | | | | | |
| C-48RS-R | Cast Iron Radiant | 4M-M4RA6RP | LP | | | | | | |
| C-48RS-C | Glo Stones | 4M-M4CA6RN | NAT | | | | | | |
| C-48RS-C | Glo Stones | 4M-M4CA6RP | LP | | | | | | |
| C-60RS | Stainless Steel Radiant | 4M-M5SA6RN | NAP | 195,000 | 3 | 13 | 1,404 in ² (35,662 mm ²) | 60 x 17 x 35.5 | 912 (414) |
| C-60RS | Stainless Steel Radiant | 4M-M5SA6RP | LP | | | | | | |
| C-60RS-R | Cast Iron Radiant | 4M-M5RA6RN | NAT | | | | | | |
| C-60RS-R | Cast Iron Radiant | 4M-M5RA6RP | LP | | | | | | |
| C-60RS-C | Glo Stones | 4M-M5CA6RN | NAT | | | | | | |
| C-60RS-C | Glo Stones | 4M-M5CA6RP | LP | | | | | | |
| C-72RS | Stainless Steel Radiant | 4M-M6SA6RN | NAP | 240,000 | 3 | 16 | 1,704 in ² (43,282 mm ²) | 72 x 17 x 35.5 | 1078 (489) |
| C-72RS | Stainless Steel Radiant | 4M-M6SA6RP | LP | | | | | | |
| C-72RS-R | Cast Iron Radiant | 4M-M6RA6RN | NAT | | | | | | |
| C-72RS-R | Cast Iron Radiant | 4M-M6RA6RP | LP | | | | | | |
| C-72RS-C | Glo Stones | 4M-M6CA6RN | NAT | | | | | | |
| C-72RS-C | Glo Stones | 4M-M6CA6RP | LP | | | | | | |

F-RS, C-RS, L-RS
ACCESSORIES & OPTIONS listed on page 10

L-RS Series (13" High) Low-Profile Countertop Radiant Charbroilers

Bakers Pride® L-RS charbroilers feature a low-profile design and 15,000 BTU burners for energy efficiency and broiling performance. Models range from 24" to 72" wide. Stainless steel radiants and steel floating rod grates are standard. Grates may be adjusted in four separate titling positions for increased flexibility and temperature control.

A continuously lit, cross-over pilot tube system makes lighting burners quick and easy. Fully insulated, double walls for superior heat retention and stainless steel interior/exterior construction for durability ease when cleaning.

This series also offers many options to suit your needs, such as Glo- Stones for enhanced flavor and work decks for added convenience.

L-24RS



L-RS Series (13" High) Low-Profile Countertop Models

| Model | Radiants | Part Number | GAS | BTUH | Grates | Burners | Broiling Area inches (mm) | Dimensions W x H x D inches (mm) | estimated Ship Wt. lb (kg) |
|----------|-------------------------|-------------|-----|---------|--------|---------|--|--|----------------------------------|
| L-24RS | Stainless Steel Radiant | 4M-S2SA6RN | NAT | 60,000 | 1 | 4 | 513 in ² (13,030 mm ²) | 24 x 13 x 35.5 (610 x 330 x 902) | 421 (191) |
| L-24RS | Stainless Steel Radiant | 4M-S2SA6RP | LP | | | | | | |
| L-24RS-R | Cast Iron Radiant | 4M-S2RA6RN | NAT | | | | | | |
| L-24RS-R | Cast Iron Radiant | 4M-S2RA6RP | LP | | | | | | |
| L-24RS-C | Glo Stones | 4M-S2CA6RN | NAT | | | | | | |
| L-24RS-C | Glo Stones | 4M-S2CA6RP | LP | | | | | | |
| L-36RS | Stainless Steel Radiant | 4M-S3SA6RN | NAP | 105,000 | 1 | 7 | 810 in ² (20,574 mm ²) | 36 x 13 x 35.5 (914 x 330 x 902) | 585 (265) |
| L-36RS | Stainless Steel Radiant | 4M-S3SA6RP | LP | | | | | | |
| L-36RS-R | Cast Iron Radiant | 4M-S3RA6RN | NAT | | | | | | |
| L-36RS-R | Cast Iron Radiant | 4M-S3RA6RP | LP | | | | | | |
| L-36RS-C | Glo Stones | 4M-S3CA6RN | NAT | | | | | | |
| L-36RS-C | Glo Stones | 4M-S3CA6RP | LP | | | | | | |
| L-48RS | Stainless Steel Radiant | 4M-S4SA6RN | NAP | 150,000 | 2 | 10 | 1,107 in ² (28,118 mm ²) | 48 x 13 x 35.5 (1,219 x 330 x 902) | 668 (303) |
| L-48RS | Stainless Steel Radiant | 4M-S4SA6RP | LP | | | | | | |
| L-48RS-R | Cast Iron Radiant | 4M-S4RA6RN | NAT | | | | | | |
| L-48RS-R | Cast Iron Radiant | 4M-S4RA6RP | LP | | | | | | |
| L-48RS-C | Glo Stones | 4M-S4CA6RN | NAT | | | | | | |
| L-48RS-C | Glo Stones | 4M-S4CA6RP | LP | | | | | | |
| L-60RS | Stainless Steel Radiant | 4M-S5SA6RN | NAP | 195,000 | 3 | 13 | 1,404 in ² (35,662 mm ²) | 60 x 13 x 35.5 (1,524 x 330 x 902) | 910 (413) |
| L-60RS | Stainless Steel Radiant | 4M-S5SA6RP | LP | | | | | | |
| L-60RS-R | Cast Iron Radiant | 4M-S5RA6RN | NAT | | | | | | |
| L-60RS-R | Cast Iron Radiant | 4M-S5RA6RP | LP | | | | | | |
| L-60RS-C | Glo Stones | 4M-S5CA6RN | NAT | | | | | | |
| L-60RS-C | Glo Stones | 4M-S5CA6RP | LP | | | | | | |
| L-72RS | Stainless Steel Radiant | 4M-S6SA6RN | NAP | 240,000 | 3 | 16 | 1,704 in ² (43,282 mm ²) | 72 x 13 x 35.5 (1,829 x 330 x 902) | 1050 (476) |
| L-72RS | Stainless Steel Radiant | 4M-S6SA6RP | LP | | | | | | |
| L-72RS-R | Cast Iron Radiant | 4M-S6RA6RN | NAT | | | | | | |
| L-72RS-R | Cast Iron Radiant | 4M-S6RA6RP | LP | | | | | | |
| L-72RS-C | Glo Stones | 4M-S6CA6RN | NAT | | | | | | |
| L-72RS-C | Glo Stones | 4M-S6CA6RP | LP | | | | | | |

F-RS, C-RS, L-RS
ACCESSORIES & OPTIONS listed on page 10

F-RS, C-RS, L-RS ACCESSORIES & OPTIONS

F-RS, C-RS, L-RS Charbroiler ACCESSORIES & OPTIONS

| | 24" Wide models | 36" Wide models | 48" Wide models | 60" Wide models | 72" Wide models |
|---|-----------------|-----------------|-----------------|-----------------|-----------------|
| Description | Part # | Part # | Part # | Part # | Part # |
| Splash Guards Side Extensions (Stainless Steel) | 4M-EXTNS-2 | 4M-EXTNS-3 | 4M-EXTNS-4 | 4M-EXTNS-5 | 4M-EXTNS-6 |
| Overhead Backshelf | 4M-BKSHF-2 | 4M-BKSHF-3 | 4M-BKSHF-4 | 4M-BKSHF-5 | 4M-BKSHF-6 |
| 10" Work Deck (Stainless Steel) | | | | | |
| Slip-on Cover (F, C models ONLY) | 4M-SLIPONCVR-2 | 4M-SLIPONCVR-3 | 4M-SLIPONCVR-4 | 4M-SLIPONCVR-5 | 4M-SLIPONCVR-6 |
| Quick Disconnect Hose | 4M-QCKDISC-48 | 4M-QCKDISC-48 | 4M-QCKDISC-48 | 4M-QCKDISC-48 | 4M-QCKDISC-48 |
| Smoker-Box w/ shovel (F, C models ONLY) | 4M-SMKBOX2 | 4M-SMKBOX3-4 | 4M-SMKBOX3-4 | 4M-SMKBOX5-6 | 4M-SMKBOX5-6 |
| Caster Kit (F model ONLY) | 4M-FMCSTR2-5 | 4M-FMCSTR2-5 | 4M-FMCSTR2-5 | 4M-FMCSTR2-5 | 4M-FMCSTR6 |
| Pan Cut-Outs | | | | | |
| Pan Divider Bar (sold w/ Pan Cut-Outs ONLY) | 4M-PANDIV | 4M-PANDIV | 4M-PANDIV | 4M-PANDIV | 4M-PANDIV |
| Stands with Casters (L Series ONLY) | 4M-STND-A-CSTR2 | 4M-STND-A-CSTR3 | 4M-STND-A-CSTR4 | 4M-STND-A-CSTR5 | 4M-STND-A-CSTR6 |
| Stands with Casters (C Series ONLY) | 4M-STND-C-CSTR2 | 4M-STND-C-CSTR3 | 4M-STND-C-CSTR4 | 4M-STND-C-CSTR5 | 4M-STND-C-CSTR6 |

CH-SERIES EXTRA HEAVY-DUTY RADIANT CHARBROILERS

**24" D
Broiling
Surface**



CH-8



CH Series Extra Heavy-Duty Radiant Charbroilers

The CH Series gas radiant charbroilers are designed for high volume broiling and are constructed of extra heavy duty 1/2" and 1/4" hand welded steel plate.

18,000 BTUH burners are located every 4 7/8" for maximum production while heavy duty stainless or optional cast iron deflectors ensure even surface temperatures.

1" NPT rear gas connection standard. Natural or LP gas. 8" Deep, 1/4" thick steel lintel plate, and 2" deep stainless steel grease and water pans are standard, with optional legs and casters.

CH broilers may be easily built-in with stone, brick or masonry for exhibition kitchens. FOB Bakers Pride Dock, Freight Class 85.

CH Series Extra Heavy Duty Radiant Charbroilers

| Model | Part Number | GAS | BTUH | Grates | Burners | Broiling Area inches (mm) | Dimensions W x H x D inches (mm) | Ship Wt. lb (kg) |
|-------|--------------|-----|---------|--------|---------|---------------------------|---|------------------|
| CH-6 | 4M-6NCSS0SL | NAT | 108,000 | 6 | 6 | 31 1/2 x 24 (800 x 610) | 33 3/8" x 40" x 36 1/4" (846 x 1016 x 921) | 570 (259) |
| CH-6 | 4M-6LCSS0SL | LP | 108,000 | 6 | 6 | 31 1/2 x 24 (800 x 610) | 33 3/8" x 40" x 36 1/4" (846 x 1016 x 921) | 570 (259) |
| CH-8 | 4M-8NCSS0SL | NAT | 144,000 | 8 | 8 | 42 x 24 (1067 x 610) | 44" x 40" x 36 1/4" (1118 x 1016 x 921) | 700 (318) |
| CH-8 | 4M-8LCSS0SL | LP | 144,000 | 8 | 8 | 42 x 24 (1067 x 610) | 44" x 40" x 36 1/4" (1118 x 1016 x 921) | 700 (318) |
| CH-10 | 4M-10NCSS0SL | NAT | 180,000 | 10 | 10 | 52 1/2 x 24 (1334 x 610) | 54 5/8" x 40" x 36 1/4" (1387 x 1016 x 921) | 900 (408) |
| CH-10 | 4M-10LCSS0SL | LP | 180,000 | 10 | 10 | 52 1/2 x 24 (1334 x 610) | 54 5/8" x 40" x 36 1/4" (1387 x 1016 x 921) | 900 (408) |

Flexible grates for anything you cook. Cast-iron grates are standard but you may choose floating rod, fish, or meat grates at no extra charge. The grates can be tilted for temperature control.

Powerful 18,000 BTUH "H" burners. Under the stainless steel radiants, our heavy-duty, clog-proof burners can be configured to burn natural or LP gas. Each burner is independently controlled. Crossover pilot makes lighting easy.

Customize Your Charbroiler! Wide array of options. Add work-decks with pan cutouts for sauces, stainless steel heat shield, and overhead back shelf.

Optional Glo-Stones. Glo-Stones add a rustic flavor to food and the frequent flare-ups add a wonderful ambiance to any restaurant.

CH Series Charbroiler
ACCESSORIES & OPTIONS
on NEXT PAGE

CH-8




CH-6



CH SERIES ACCESSORIES & OPTIONS

CH Series Charbroiler ACCESSORIES and OPTIONS

| Description | CH-6 | | CH-8 | | CH-10 | |
|--|------------------|--|--------------|--|--------------|--|
| | Part Number | | Part Number | | Part Number | |
| Cast Iron Burners in Lieu of S/S | Contact CC | | Contact CC | | Contact CC | |
| Log Holders Each | AS-21882415 | | AS-21882415 | | AS-21882415 | |
| S/S Side Splash Guards | M4-H1530S | | M4-H1530S | | M4-H1530S | |
| S/S Side Panels Each Side | M4-H1385X | | M4-H1385X | | M4-H1385X | |
| Pan Cut Outs Each (Largest size cutout 1/3 pan) | Contact CC | | Contact CC | | Contact CC | |
| S/S Heat Shields | 4M-T3079V | | 4M-T3080V | | 4M-T3081X | |
| Plate Shelf w/ S/S Work Deck | M4-CH6KIT-3 | | M4-CH8KIT-3 | | M4-CH10KIT-3 | |
| 4" Deep Water Pans in Lieu of 2" | M4-CH6KIT-10 | | M4-CH8KIT-10 | | CH10KIT#10 | |
| Leg Set of 4 | 4M-S1439Y | | 4M-S1439Y | | 4M-S1439Y | |
| Legs w/ Casters | 4M-S1115Y | | 4M-S1115Y | | 4M-S1115Y | |



CH Series charbroilers **Grate Guide**


| Grate Type | CH Series |
|------------------|-----------------------|
| Floating Rods | In lieu of Std Grates |
| Flat / Cast Iron | In lieu of Std Grates |
| Meat | In lieu of Std Grates |
| Fish | In lieu of Std Grates |
| Hinged Tilting | In lieu of Std Grates |
| Fajita | In lieu of Std Grates |

Lift-Off 10 1/2" Wide Griddle Plate Available for CH Series charbroilers
 Lift-Off 16 1/2" Wide Griddle Plate Available for CH Series charbroilers
 In-Line 10 1/2" Wide Griddle Plate Available for CH Series charbroilers




GRATES - CH Series Charbroilers


| Description | Part Number | |
|--|---|----------------------------|
| Floating Rods | 2F-3106245/2F-3106260 (4 1/2" grates / 6" grates) | In Lieu of standard grates |
| Floating Rods | 2F-3106245/2F-3106260 (4 1/2" grates / 6" grates) | Additional grates |
| Flat/Cast Iron | 2F-3106145/2F-3106160 (4 1/2" grates / 6" grates) | In Lieu of standard grates |
| Flat/Cast Iron | 2F-3106145/2F-3106160 (4 1/2" grates / 6" grates) | Additional grates |
| Meat | 2F-3106345/2F-3106360 (4 1/2" grates / 6" grates) | In Lieu of standard grates |
| Meat | 2F-3106345/2F-3106360 (4 1/2" grates / 6" grates) | Additional grates |
| Fish - available in 10-1/2" sections only (Not on L, F, and C) | 2F-T1166T (10 1/2" wide) | In Lieu of standard grates |
| Fish - available in 10-1/2" sections only (Not on L, F, and C) | 2F-T1166T (10 1/2" wide) | Additional grates |
| Fajita | 2F-3106511/2F-3106514 (Top & Bottom) | In Lieu of standard grates |
| Fajita | 2F-3106511/2F-3106514 (Top & Bottom) | Additional grates |
| Griddle Plate - lift off 10 1/2" wide | 4M-T1209U | |
| Griddle Plate - Lift off 16" wide | 4M-T1020T | |
| Griddle Plate - In-line 10 1/2" wide x 24 deep | 4M-T1251T | In Lieu of standard grates |
| Griddle Plate - In-line 10 1/2" wide x 24 deep | 4M-T1251T | Additional grates |
| Large Broiler Brush | 4M-T5104V | |
| Glo-Stones | AS-T1049X | |
| Grate Lifter - Meat & Floating Rod | 2R-21880880 | |
| Grate Lifter - Cast Iron | 2R-T5041T | |




Floating Rods



Flat / Cast Iron



Meat (Diamond Shaped)



Fish



Fajita



Glo-Stones



Meat/Floating Rod
GRATE LIFTER



Spatula



COUNTERTOP OVENS

BAKERS PRIDE® builds the industry's best countertop ovens with a model for nearly any application from pizza and pretzels, to roasting and general baking. Engineered for high volume production and designed to fit in small spaces, BAKERS PRIDE countertop ovens are built to deliver consistent, trouble free performance.

Preferred by Chefs & Bakers Worldwide

Preferred by chefs and bakers worldwide, BAKERS PRIDE® high-performance countertop ovens feature all stainless steel exteriors. All electric models feature electric timers, with continuous ring alarms and manual shut-off.

All gas models are equipped with individual 3/4" NPT (ISO-7) gas connections per oven.

DP-2



COMMERCIAL GRADE

On electric models, incoloy heating elements deliver even heating for consistent results. Gas GP models are available with natural or LP gas in a range of BTUHs. The aluminized steel chamber is fully welded and insulated to withstand high temperatures. Cordierite decks ensure excellent heat retention and quick recovery keeps up with busy kitchens.

BUILT TO PERFORM

Hardened steel rods instead of door hinges allow for easy access. Doors are tilted back slightly at the top so they stay closed without latches. 4" tall legs are standard, or simply place the oven directly on a countertop.

DURABILITY

The polished, heavy gauge stainless steel body ensures long oven life. Thick, industrial grade insulation keeps the oven interior hot and the oven exterior cool. Double-walled doors for added durability and heat retention.

EASY CLEANING

Front-to-back rails prevent crumbs and debris from falling below the deck.



COOKING FLEXIBILITY

Cook directly on the deck or use pans and screens to suit your particular menu items. Independent thermostats and timers allow you to simultaneously cook different menu items (on most models with two or more chambers.)



TABLE of CONTENTS

COUNTERTOP OVENS

COUNTERTOP OVENS pgs 14-31

Countertop oven offering pg 14

Countertop oven table of contents pg 15

Countertop oven deck guide pg 16

Countertop oven cook times pg 17

Countertop oven cook times pg 17-18



COUNTERTOP OVENS ELECTRIC pgs 19-26

PX-14 (1) 3" h deck pg 19

PX-16 (1) 3" h deck pg 19

P18S (2) 3 1/4" h decks pg 20

P22S (2) 3 1/4" h decks pg 21

P22-BL (2) brick-lined, 2 3/4" h decks pg 21

P24S (1) 7 1/2" h deck pg 22

P24-BL (1) brick-lined, 7" h deck pg 22

P44S (2) 3 1/4" h decks pg 23

P44-BL (2) brick-lined, 2 3/4" h decks pg 23

DP-2 (2) 5 1/2" h decks pg 24

DP-2BL (2) brick-lined 5" h decks pg 24

P46S (2) 3 1/4" h decks & (1) 7 1/2" h deck pg 25

P46-BL (2) brick-lined 2 3/4" h decks & (1) 7" h deck pg 25

P48S (2) 7 1/2" h decks pg 26

P48-BL (2) brick-lined 7" h decks pg 26

EP-1-2828 (1) 5 3/4" h deck pg 27

EP-2-2828 (2) 5 3/4" h decks (electric) pg 27



COUNTERTOP OVENS GAS pgs 28-29

GP51 (2) 6" h deck (gas) pg 28

GP52 (4) 6" h decks (gas) pg 28

GP61 (1) 5" h deck & (1) 6" h deck (gas) pg 29

GP62 (2) 5" h decks & (2) 6" h decks (gas) pg 29



Countertop oven - accessories & option pg 30

Countertop oven - replacement decks pg 31

Countertop oven - control features pg 31



ELECTRIC

slide-out wire baking rack
PX-14, PX-16
3" DECK HEIGHT

1-DECK, 1-CHAMBER
 ⚡ 120v, 208/240v



Cordierite
P18S
3 1/4" DECK HEIGHT

2-DECKS, 1-CHAMBER
 ⚡ 120v, 208/240v



Cordierite Brick-Lined
P24S, P24-BL
7 1/2" OR 7" DECK HEIGHT

1-DECK, 1-CHAMBER
 ⚡ 208v, 220/240v



Cordierite Brick-Lined
P22S, P22-BL
3 1/4" OR 2 3/4" DECK HEIGHT

2-DECKS, 1-CHAMBER
 ⚡ 208v, 220/240v



Cordierite Brick-Lined
DP-2, DP-2BL
5 1/2" OR 5" DECK HEIGHT

2-DECKS, 2-CHAMBERS
 ⚡ 208v, 220/240v



Cordierite Brick-Lined
P44S, P44-BL
3 1/4" OR 2 3/4" DECK HEIGHT

4-DECKS, 2-CHAMBERS
 ⚡ 208v, 220/240v



Cordierite Brick-Lined
P48S, P48-BL
7 1/2" OR 7" DECK HEIGHT

2-DECKS, 2-CHAMBERS
 ⚡ 208v, 220/240v



Cordierite Brick-Lined
P46S, P46-BL
3 1/4" + 2 3/4" (2) UPPER DECKS
7 1/2" + 7" (1) LOWER DECK
DECK HEIGHTS

3-DECKS, 2-CHAMBERS
 ⚡ 208v, 220/240v



Cordierite
EP-1-2828
5 3/4" DECK HEIGHT

1-DECK, 1-CHAMBER
 ⚡ 208v, 240v



Cordierite
EP-2-2828
5 3/4" DECK HEIGHT

2-DECKS, 2-CHAMBERS
 ⚡ 208v, 240v



GAS

All gas models are equipped with individual 3/4" NPT (ISO-7) gas connections per oven.

Cordierite
GP51
5" UPPER + 6" LOWER DECK HEIGHTS

2-DECKS, 2-CHAMBERS
 🔥 BTUH 40,000



Cordierite High Performance model
GP61, GP61-HP
5" UPPER + 6" LOWER DECK HEIGHTS

2-DECKS, 2-CHAMBERS
 🔥 BTUH 45,000 (60,000 HP)



Cordierite
GP52
5" UPPER + 6" LOWER DECK HEIGHTS

4-DECKS, 4-CHAMBERS
 🔥 BTUH 80,000



Cordierite High Performance model
GP62, GP62-HP
5" UPPER + 6" LOWER DECK HEIGHTS

4-DECKS, 4-CHAMBERS
 🔥 BTUH 90,000 (120,000 HP)



Bakers Pride | Countertop Oven Cook Times

PX SERIES OVENS: PX-14, PX-16

| menu item | temperature (Fahrenheit) | cook time |
|-------------------|--------------------------|---------------|
| Hot Wings | 275° - 350° | 20-25 minutes |
| Pizza Fresh Dough | 525° - 550° | 7-8 minutes |
| Pizza Par-Baked | 500° - 525° | 4-5 minutes |
| Pretzels | 525° - 600° | 6-8 minutes |
| Sushi | 350° - 400° | 1 minute |

PIZZA & PRETZEL OVENS: P18S, P22S, P44S, P46S

| menu item | temperature (Fahrenheit) | cook time |
|-------------------|--------------------------|--------------|
| Calzones | 525° - 550° | 6-10 minutes |
| Focaccia | 525° - 550° | 3-5 minutes |
| Pizza Par-Baked | 500° - 525° | 4-5 minutes |
| Pizza Fresh Dough | 525° - 550° | 7-8 minutes |
| Pizza Slices | 400° - 425° | 1 minute |
| Pretzels | 525° - 600° | 6-8 minutes |

BAKE AND ROAST OVENS: P24S, P48S, P46S, DP-2

| menu item | temperature (Fahrenheit) | cook time |
|------------------|--------------------------|---------------|
| Cakes | 350°-375° | 20-26 minutes |
| Chicken—Roasting | 275°-375° | 22-30 minutes |
| Cobblers | 375°-400° | 15-25 minutes |
| Cookies | 375°-400° | 12-14 minutes |
| Croissants | 375°-400° | 16-25 minutes |
| Danish | 375°-400° | 16-25 minutes |
| Fajita Platters | 500°-525° | 5 minutes |
| Kaiser Rolls | 375°-400° | 16-18 minutes |
| Meats—Roasting | 275°-375° | 20-40 minutes |
| Muffins | 375°-400° | 18-20 minutes |
| Pastries | 350°-375° | 16-20 minutes |
| Pie | 375°-400° | 16-20 minutes |
| Pita Breads | 600°-650° | 1-2 minutes |
| Pan Pizza | 475°-500° | 9-10 minutes |
| Plates-warming | 200°-205° | 3 minutes |
| Roasting | 275°-350° | 20-35 minutes |
| Rolls | 375°-400° | 16-20 minutes |
| Scones | 375°-400° | 12-14 minutes |
| Souffles | 375°-400° | 12-14 minutes |



Bakers Pride | Countertop Oven Cook Times

Menu diversity

WARMING/FINISHING: PX-14, PX-16



HOT WINGS
275°-350°
20-25 minutes



FRESH DOUGH PIZZA
525°-550°
7-8 minutes



PAR-BAKED PIZZA
500°-525°
4-5 minutes



PRETZELS
525°-650°
6-8 minutes

PIZZA & PRETZEL: P18S, P22S, P44S, P46S



CALZONES
525°-550°
6-10 minutes



FOCCACCIA
525°-550°
3-5 minutes



WARMING PIZZA
400°-425°
1 minute



FRESH DOUGH PIZZA
525°-550°
7-8 minutes



PAR-BAKED PIZZA
500°-525°
4-5 minutes



PRETZELS
525°-650°
6-8 minutes

BAKE & ROAST: P24S, P46S, P48S, DP-2



CAKES
350°-375°
20-26 minutes



COBBLERS
375°-400°
15-25 minutes



COOKIES
375°-400°
12-14 minutes



CROISSANTS
375°-400°
16-25 minutes



DANISH
375°-400°
16-25 minutes



KAISER ROLLS
375°-400°
16-18 minutes



MUFFINS
375°-400°
18-20 minutes



PASTRIES
375°-375°
16-20 minutes



PIES
375°-400°
16-20 minutes



PITAS
600°-650°
1-2 minutes



PAN PIZZA
475°-500°
9-10 minutes



WARMING PLATES
200°-205°
3 minutes



ROASTING
275°-350°
20-35 minutes



ROLLS
375°-400°
16-20 minutes



SCONES
375°-400°
12-14 minutes



SOUFFLES
375°-400°
12-14 minutes

COUNTERTOP OVENS

ELECTRIC

HEARTHBAKE SERIES COUNTERTOP OVENS

PX-14



PX-14 WARMING/FINISHING 1-DECK, 1-CHAMBER (RACK 13⁵/₈" W x 13⁷/₈" D)

PX-16 WARMING/FINISHING 1-DECK, 1-CHAMBER (RACK 17⁵/₈" W x 17⁵/₈" D)

Hearthbake "PX Series" ovens are designed for warming and finishing a variety of precooked items, such as hot wings, pretzels, and pizza with prebaked crust. Models are available in two different widths and offer a 3" deck height.

Features include independent top and bottom heat control, a slide-out wire baking rack, and a 15-minute, electric timer with continuous-ring alarm and manual shut-off. Models come with stainless steel exteriors and 1" legs. All models come with 6' cord and plug. International voltages are available.



DECK HEIGHT: **3"**

PX Series (PX-14, PX-16) 3" Deck Height Pizza & Finishing Electric Ovens

| Model | Part Number | Electrical | Decks | Baking Chambers | Rack Size W x D inches (mm) | Dimensions* W x H x D inches (mm) | Thermostat Range F° (C°) | Ship Wt. lb (kg) |
|-------|-------------|-----------------|-------|-----------------|-----------------------------|--|--------------------------|------------------|
| PX-14 | 4N-PX14-120 | 120V, 1500W | 1 | 1 | 13 5/8 x 13 7/8 (346 x 352) | 19 1/2" x 9 1/2" x 16 1/2" (495 x 241 x 419) | 284-680 (140-360) | 45 (20) |
| PX-14 | 4N-PX14 | 208/240V, 1500W | 1 | 1 | 13 5/8 x 13 7/8 (346 x 352) | 19 1/2" x 9 1/2" x 16 1/2" (495 x 241 x 419) | 284-680 (140-360) | 45 (20) |
| PX-16 | 4N-PX16-120 | 120V, 1800W | 1 | 1 | 17 5/8 x 17 5/8 (448 x 448) | 24" x 9 1/2" x 20 1/2" (610 x 241 x 521) | 284-680 (140-360) | 65 (30) |
| PX-16 | 4N-PX16 | 208/240V, 1800W | 1 | 1 | 17 5/8 x 17 5/8 (448 x 448) | 24" x 9 1/2" x 20 1/2" (610 x 241 x 521) | 284-680 (140-360) | 65 (30) |

* Height includes legs/feet 1 1/4" (32 mm)



PX-16




PAR-BAKED PIZZA IN
5 MINUTES



HOT WINGS
275°-350°
20-25 minutes



FRESH DOUGH PIZZA
525°-550°
7-8 minutes



PAR-BAKED PIZZA
500°-525°
4-5 minutes



PRETZELS
525°-650°
6-8 minutes



COUNTERTOP OVENS

ELECTRIC

HEARTHBAKE SERIES COUNTERTOP OVENS

P18S PIZZA/PRETZEL 2-DECK, 1-CHAMBER (Deck 17 1/2" W x 17 3/4" D)

HearthBake "P18S" single compartment, 3 1/4" Deck Height ovens feature two ceramic hearth baking decks and are designed for pizza, pretzels, flat breads and bakery products baked directly on the hearth deck, on screens, or on baking sheets.

120V not recommended for fresh dough pizza. A 15-minute electric timer with continuous ring alarm and manual shut-off is standard.

All models feature stainless exteriors and 4" adjustable legs.
All models come with 6' cord and plug. International voltages available.
Ovens are stackable. FOB Bakers Pride Dock, Freight Class 110.



CE  NSF **P18S**

top
DECK HEIGHT: 3 1/4"
AND
bottom
DECK HEIGHT: 3 1/4"

P18S 3 1/4" Deck Height Single Compartment Pizza/Pretzel Ovens

| Model | Part Number | Electrical | Decks | Baking Chambers | Deck Size W x D inches (mm) | Dimensions W x H x D inches (mm) | Thermostat Range F° (C°) | Ship Wt. lb (kg) |
|-------|-------------|-----------------|-------|-----------------|-----------------------------|-----------------------------------|--------------------------|------------------|
| P18S | 4N-P18-1S-1 | 120V, 1800W | 2 | 1 | 17 1/2 x 17 3/4 (445 x 451) | 23" x 17" x 25" (584 x 432 x 635) | 284-680 (140-360) | 183 (83) |
| P18S | 4N-P18-1S | 208/240V, 2850W | 2 | 1 | 17 1/2 x 17 3/4 (445 x 451) | 23" x 17" x 25" (584 x 432 x 635) | 284-680 (140-360) | 183 (83) |



P18S



PRETZELS IN
6 MINUTES



CALZONES
525°-550°
6-10 minutes



FOCCACIA
525°-550°
3-5 minutes



WARMING PIZZA
400°-425°
1 minute



FRESH DOUGH PIZZA
525°-550°
7-8 minutes



PAR-BAKED PIZZA
500°-525°
4-5 minutes



PRETZELS
525°-650°
6-8 minutes



COUNTERTOP OVENS

ELECTRIC

HEARTHBAKE SERIES COUNTERTOP OVENS

PIZZA 
PRETZEL 

P22S PIZZA/PRETZEL 2-DECK, 1-CHAMBER (DECK EA. 20 3/4" W x 20 3/4" D)

P22-BL PIZZA/PRETZEL 2-DECK, 1-CHAMBER, BRICK LINED

P22S features single bake chamber with two ceramic hearth decks and are designed for fresh dough pizza, par-baked crust, pretzels, flat breads and bakery products baked directly on the hearth deck or on screens, pans or baking sheets. 15 minute electric timer with continuous ring alarm and manual shut-off standard.

P22-BL Features brick-lined ceilings and is designed for quicker recovery and additional top heat intensity.

Ideal for thin crust pizza in high volume operations.

All models feature stainless steel exterior and 4" adjustable legs. International voltages available. Ovens are stackable. Brick Lined ceilings may be field installed. FOB Bakers Pride Dock, Freight Class 110.



DECK HEIGHTS: 2 3/4" AND 3 1/4"

⚡ 2 3/4" and 3 1/4" Deck Height Single Compartment Pizza & Pretzel Electric Ovens
P22S (3 1/4" Deck Height), P22-BL (2 3/4" Deck Height)

| Model | Part Number | Electrical Volts, Phase, W | Decks | Chambers | Deck Size W x D inches (mm) | Dimensions W x H x D inches (mm) | Thermostat Range F° (C°) | Ship Wt. lb (kg) |
|--------|-------------|-------------------------------|-------|----------|-----------------------------------|--|--------------------------------|------------------------|
| P22S | 4N-P22-IS-2 | 208V, 1Ph, 3600W | 2 | 1 | 20 3/4 x 20 3/4 (527 x 527) | 26" x 17" x 28" (660 x 432 x 711) | 284-680 (140-360) | 160 (73) |
| P22S | 4N-P22-IS-3 | 208V, 3Ph, 3600W | 2 | 1 | 20 3/4 x 20 3/4 (527 x 527) | 26" x 17" x 28" (660 x 432 x 711) | 284-680 (140-360) | 160 (73) |
| P22S | 4N-P22-IS-4 | 220/240V, 1Ph, 3600W | 2 | 1 | 20 3/4 x 20 3/4 (527 x 527) | 26" x 17" x 28" (660 x 432 x 711) | 284-680 (140-360) | 160 (73) |
| P22S | 4N-P22-IS-5 | 220/240V, 3Ph, 3600W | 2 | 1 | 20 3/4 x 20 3/4 (527 x 527) | 26" x 17" x 28" (660 x 432 x 711) | 284-680 (140-360) | 160 (73) |
| P22-BL | 4N-P22B6S-2 | 208V, 1Ph, 3600W | 2 | 1 | 20 3/4 x 20 3/4 (527 x 527) | 26" x 17" x 28" (660 x 432 x 711) | 284-680 (140-360) | 165 (75) |
| P22-BL | 4N-P22B6S-5 | 208V, 3Ph, 3600W | 2 | 1 | 20 3/4 x 20 3/4 (527 x 527) | 26" x 17" x 28" (660 x 432 x 711) | 284-680 (140-360) | 165 (75) |
| P22-BL | 4N-P22BIS-4 | 220/240V, 1Ph, 3600W | 2 | 1 | 20 3/4 x 20 3/4 (527 x 527) | 26" x 17" x 28" (660 x 432 x 711) | 284-680 (140-360) | 165 (75) |
| P22-BL | 4N-P22B6S-5 | 220/240V, 3Ph, 3600W | 2 | 1 | 20 3/4 x 20 3/4 (527 x 527) | 26" x 17" x 28" (660 x 432 x 711) | 284-680 (140-360) | 165 (75) |



P22S

fresh dough pizza,
par-baked crust, pretzels,
flat breads & bakery products



P22-BL

IDEAL FOR HIGH-VOLUME
THIN CRUST PIZZA



COUNTERTOP OVENS

ELECTRIC

HEARTHBAKE SERIES COUNTERTOP OVENS

P24S BAKE/ROAST OVEN 1-DECK, 1-CHAMBER (DECK 20 3/4" W x 20 3/4" D)

P24-BL BAKE/ROAST OVEN 1-DECK, 1-CHAMBER, BRICK LINED

P24S single compartment bake & roast ovens feature a 7" Deck Height, one ceramic hearth deck for baking and roasting and are designed for use with trays, sheets or pans. The P24S features a 20 3/4" square (527mm) ceramic hearth bake deck. 60 minute electric timer with continuous ring alarm and manual shut-off is standard. P24-BL features brick lined ceilings and is designed for quicker recovery and additional top heat intensity.

All models feature stainless exteriors and 4" adjustable legs. International voltages available. 1Ø or 3Ø available. Steel decks are optional at N/C. Ovens are stackable. FOB Bakers Pride Dock, Freight Class 110.



P24S


BAKE 
AND ROAST

DECK HEIGHT: 7"

7" Deck Height Single Compartment Bake/Roast Electric Ovens

| Model | Part Number | Electrical Volts, Phase, W | Decks | Chambers | Deck Size W x D inches (mm) | Dimensions W x H x D inches (mm) | Thermostat Range F° (C°) | Ship Wt. lb (kg) |
|--------|-------------|-------------------------------|-------|----------|-----------------------------------|--|--------------------------------|------------------------|
| P24S | 4N-P24-6S2 | 208V, 1Ph, 2150W | 1 | 1 | 20 3/4 x 20 3/4 (527 x 527) | 26" x 17" x 28" (660 x 432 x 711) | 140-550 (60-288) | 135 (61) |
| P24S | 4N-P24-6S-3 | 208V, 3Ph, 2150W | 1 | 1 | 20 3/4 x 20 3/4 (527 x 527) | 26" x 17" x 28" (660 x 432 x 711) | 140-550 (60-288) | 135 (61) |
| P24S | 4N-P24-6S-4 | 220/240V, 1Ph, 2150W | 1 | 1 | 20 3/4 x 20 3/4 (527 x 527) | 26" x 17" x 28" (660 x 432 x 711) | 140-550 (60-288) | 135 (61) |
| P24S | 4N-P24-6S-5 | 220/240V, 3Ph, 2150W | 1 | 1 | 20 3/4 x 20 3/4 (527 x 527) | 26" x 17" x 28" (660 x 432 x 711) | 140-550 (60-288) | 135 (61) |
| P24-BL | 4N-P24B6S-2 | 208V, 1Ph, 2150W | 1 | 1 | 20 3/4 x 20 3/4 (527 x 527) | 26" x 17" x 28" (660 x 432 x 711) | 140-550 (60-288) | 140 (64) |
| P24-BL | 4N-P24B6S-3 | 208V, 3Ph, 2150W | 1 | 1 | 20 3/4 x 20 3/4 (527 x 527) | 26" x 17" x 28" (660 x 432 x 711) | 140-550 (60-288) | 140 (64) |
| P24-BL | 4N-P24B6S-4 | 220/240V, 1Ph, 2150W | 1 | 1 | 20 3/4 x 20 3/4 (527 x 527) | 26" x 17" x 28" (660 x 432 x 711) | 140-550 (60-288) | 140 (64) |
| P24-BL | Contact CS | 220/240V, 3Ph, 2150W | 1 | 1 | 20 3/4 x 20 3/4 (527 x 527) | 26" x 17" x 28" (660 x 432 x 711) | 140-550 (60-288) | 140 (64) |



P24S

**16-20
MINUTES**



**12-14
MINUTES**



**5
MINUTES**



COUNTERTOP OVENS

ELECTRIC

HEARTHBAKE SERIES COUNTERTOP OVENS

P44S PIZZA/PRETZEL 4-DECK, 2-CHAMBER (DECK EA. 20 3/4" W x 20 3/4" D)

P44-BL PIZZA/PRETZEL 4-DECK, 2-CHAMBER, BRICK LINED

Model P44S features two independently controlled cooking chambers with two ceramic hearth baking decks per chamber, and are designed for fresh dough pizza, par baked crust, pretzels, flat breads & bakery products baked directly on the hearth deck, on screens, or on baking sheets. Each chamber has an independent thermostat and a 15 minute electric timer with continuous ring alarm, manual shut-off is standard.

Model P44-BL features brick lined ceilings and are designed for quicker recovery and additional top heat intensity. Ideal for thin crust pizza in high volume operations. All models feature stainless exteriors and 4" adjustable legs. International voltages available.

3-phase models are hard-wired; single phase models come with a 6" cord and plug. Ovens are stackable. FOB Bakers Pride Dock, Freight Class 110.



P44-BL



⚡ 2 3/4" and 3 1/4" Deck Height Double Compartment Pizza/Pretzel Electric Ovens

P44S (3 1/4" Deck Height), P44-BL (2 3/4" Deck Height)

| Model | Part Number | Electrical Volts, Phase, W | Decks | Chambers | Deck Size W x D inches (mm) | Dimensions W x H x D inches (mm) | Thermostat Range F° (C°) | Ship Wt. lb (kg) |
|--------|-------------|-------------------------------|-------|----------|-----------------------------------|--|--------------------------------|------------------------|
| P44S | 4N-P44-1S-2 | 208V, 1Ph, 7200W | 4 | 2 | 20 3/4 x 20 3/4 (527 x 527) | 26" x 28 1/2" x 28" (660 x 724 x 711) | 284-680 (140-360) | 296 (135) |
| P44S | 4N-P44-1S-3 | 208V, 3Ph, 7200W | 4 | 2 | 20 3/4 x 20 3/4 (527 x 527) | 26" x 28 1/2" x 28" (660 x 724 x 711) | 284-680 (140-360) | 296 (135) |
| P44S | 4N-P44-1S-4 | 220/240V, 1Ph, 7200W | 4 | 2 | 20 3/4 x 20 3/4 (527 x 527) | 26" x 28 1/2" x 28" (660 x 724 x 711) | 284-680 (140-360) | 296 (135) |
| P44S | 4N-P44-1S-5 | 220/240V, 3Ph, 7200W | 4 | 2 | 20 3/4 x 20 3/4 (527 x 527) | 26" x 28 1/2" x 28" (660 x 724 x 711) | 284-680 (140-360) | 296 (135) |
| P44-BL | 4N-P44B1S-2 | 208V, 1Ph, 7200W | 4 | 2 | 20 3/4 x 20 3/4 (527 x 527) | 26" x 28 1/2" x 28" (660 x 724 x 711) | 284-680 (140-360) | 306 (139) |
| P44-BL | 4N-P44B1S-3 | 208V, 3Ph, 7200W | 4 | 2 | 20 3/4 x 20 3/4 (527 x 527) | 26" x 28 1/2" x 28" (660 x 724 x 711) | 284-680 (140-360) | 306 (139) |
| P44-BL | 4N-P44B1S-4 | 220/240V, 1Ph, 7200W | 4 | 2 | 20 3/4 x 20 3/4 (527 x 527) | 26" x 28 1/2" x 28" (660 x 724 x 711) | 284-680 (140-360) | 306 (139) |
| P44-BL | 4N-P44B1S-5 | 220/240V, 3Ph, 7200W | 4 | 2 | 20 3/4 x 20 3/4 (527 x 527) | 26" x 28 1/2" x 28" (660 x 724 x 711) | 284-680 (140-360) | 306 (139) |



P44-BL
IDEAL FOR
HIGH-VOLUME
THIN CRUST PIZZA



COUNTERTOP OVENS

ELECTRIC

HEARTHBAKE SERIES COUNTERTOP OVENS

DP-2 ALL PURPOSE 2-DECK, 2-CHAMBER (DECK EA. 20³/₄" W x 20³/₄" D)

DP-2BL ALL PURPOSE 2-DECK, 2-CHAMBER, BRICK LINED

Preferred by master chefs and restaurant chains, the DP-2 is the most flexible and versatile oven in the entire BAKERS PRIDE® HearthBake Series.

The DP-2 is the ideal, all-purpose general bake oven, or specialty oven for desserts, souffles, muffins, pan-pizza, pies, cobblers, danish or roasting meats. Standard features include dual, independently controlled compartments each with a 21" square hearth deck and 5" deck heights for flexibility and high volume. Additional power delivers quicker pre-heat and faster recovery while standard interior lights make the DP-2 most user friendly. Optional features include top and bottom heat control for perfectly balanced results for nearly every menu item, and optional digital electronic timers for ease of operation and superior precision. All models feature stainless exteriors and 4" adjustable legs. International voltages available. 1Ø or 3Ø available. FOB Bakers Pride Dock, Freight Class 110.



DP-2



⚡ 5" Deck Heights All Purpose Electric Ovens

| Part Number | Part Number | Electrical Volts, Phase, W | Decks | Chambers | Deck Size W x D inches (mm) | Dimensions* W x H x D inches (mm) | Thermostat Range F° (C°) | Ship Wt. lb (kg) |
|-------------|-------------|-------------------------------|-------|----------|-----------------------------------|---|--------------------------------|---------------------|
| DP-2 | 4N-DP2-1S-2 | 208V, 1Ph, 5050W | 2 | 2 | 20 3/4 x 20 3/4 (527 x 527) | 26" x 28" x 28" (660 x 711 x 711) | 284-680 (140-360) | 260 (118) |
| DP-2 | 4N-DP2-1S-3 | 208V, 3Ph, 5050W | 2 | 2 | 20 3/4 x 20 3/4 (527 x 527) | 26" x 28" x 28" (660 x 711 x 711) | 284-680 (140-360) | 260 (118) |
| DP-2 | 4N-DP2-1S-4 | 220/240V, 1Ph, 5050W | 2 | 2 | 20 3/4 x 20 3/4 (527 x 527) | 26" x 28" x 28" (660 x 711 x 711) | 284-680 (140-360) | 260 (118) |
| DP-2 | 4N-DP2-1S-5 | 220/240V, 3Ph, 5050W | 2 | 2 | 20 3/4 x 20 3/4 (527 x 527) | 26" x 28" x 28" (660 x 711 x 711) | 284-680 (140-360) | 260 (118) |
| DP-2BL | 4N-DP2BIS-2 | 208V, 1Ph, 5050W | 2 | 2 | 20 3/4 x 20 3/4 (527 x 527) | 26" x 28" x 28" (660 x 711 x 711) | 284-680 (140-360) | 270 (123) |
| DP-2BL | 4N-DP2BIS-3 | 208V, 3Ph, 5050W | 2 | 2 | 20 3/4 x 20 3/4 (527 x 527) | 26" x 28" x 28" (660 x 711 x 711) | 284-680 (140-360) | 270 (123) |
| DP-2BL | 4N-DP2BIS-4 | 220/240V, 1Ph, 5050W | 2 | 2 | 20 3/4 x 20 3/4 (527 x 527) | 26" x 28" x 28" (660 x 711 x 711) | 284-680 (140-360) | 270 (123) |
| DP-2BL | 4N-DP2BIS-5 | 220/240V, 3Ph, 5050W | 2 | 2 | 20 3/4 x 20 3/4 (527 x 527) | 26" x 28" x 28" (660 x 711 x 711) | 284-680 (140-360) | 270 (123) |

* Height includes 4" (102 mm) adjustable legs.



DP-2



HEARTHBAKE SERIES COUNTERTOP OVENS

P46S COMBINATION PIZZA & BAKE/ROAST OVEN 3-DECK, 2-CHAMBER
(DECK EA. 20³/₄" W x 20³/₄" D)

P46-BL COMBINATION PIZZA & BAKE/ROAST OVEN 3-DECK, 2-CHAMBER, BRICK LINED

COMBINATION PIZZA & BAKE AND ROAST



P46S
CE  

Combination Pizza & Bake/Roast ovens have two independently controlled baking compartments

UPPER DECK: upper compartment has **(two)** 3.25" H ceramic hearth baking decks with a 284°-680° F (140°-360° C) thermostat, and a 15-min timer. ("BL" BRICK-LINED MODELS: (2) 2.75" H)

LOWER DECK: lower compartment has **(one)** 7.5" H ceramic hearth baking deck with a 140°-550° F (60°-288° C) thermostat, and a 60 minute timer. ("BL" BRICK-LINED MODELS: (1) 7.5" H)

Electric timers feature continuous ring audible alarm with manual shut-off. Steel decks are optional at N/C. All stainless exterior and 4" adjustable legs. 1Ø or 3Ø. 3-phase models are hardwired; single phase models come with 6" cord & plug. Ovens are stackable. FOB Bakers Pride Dock, Freight Class 110.

3 1/4" and 7" Deck Height COMBINATION - Pizza AND Baking/Roasting Electric Oven

| Part Number | Part Number | Electrical Volts, Phase, W | Decks | Chambers | Deck Size W x D inches (mm) | Dimensions* W x H x D inches (mm) | Thermostat Range F° (C°) | Ship Wt. lb (kg) |
|-------------|-------------|-------------------------------|-------|----------|-----------------------------------|--|---------------------------------------|---------------------|
| P46S | 4N-P46-S-2 | 208V, 1Ph, 5750W | 3 | 2 | 20 3/4 x 20 3/4 (527 x 527) | 26" x 28 1/2" x 28" (660 x 724 x 711) | 284-680 (140-360) 140-550 (60-288) | 309 (140) |
| P46S | 4N-P46S-S-3 | 208V, 3Ph, 5750W | 3 | 2 | 20 3/4 x 20 3/4 (527 x 527) | 26" x 28 1/2" x 28" (660 x 724 x 711) | 284-680 (140-360) 140-550 (60-288) | 309 (140) |
| P46S | 4N-P46-S-4 | 220/240V, 1Ph, 5750W | 3 | 2 | 20 3/4 x 20 3/4 (527 x 527) | 26" x 28 1/2" x 28" (660 x 724 x 711) | 284-680 (140-360) 140-550 (60-288) | 309 (140) |
| P46S | 4N-P46-S-5 | 220/240V, 3Ph, 5750W | 3 | 2 | 20 3/4 x 20 3/4 (527 x 527) | 26" x 28 1/2" x 28" (660 x 724 x 711) | 284-680 (140-360) 140-550 (60-288) | 309 (140) |
| P46-BL | 4N-P46BS-2 | 208V, 1Ph, 5750W | 3 | 2 | 20 3/4 x 20 3/4 (527 x 527) | 26" x 28 1/2" x 28" (660 x 724 x 711) | 284-680 (140-360) 140-550 (60-288) | 324 (147) |
| P46-BL | 4N-P46BS-3 | 208V, 3Ph, 5750W | 3 | 2 | 20 3/4 x 20 3/4 (527 x 527) | 26" x 28 1/2" x 28" (660 x 724 x 711) | 284-680 (140-360) 140-550 (60-288) | 324 (147) |
| P46-BL | 4N-P46BS-4 | 220/240V, 1Ph, 5750W | 3 | 2 | 20 3/4 x 20 3/4 (527 x 527) | 26" x 28 1/2" x 28" (660 x 724 x 711) | 284-680 (140-360) 140-550 (60-288) | 324 (147) |
| P46-BL | 4N-P46BS-5 | 220/240V, 3Ph, 5750W | 3 | 2 | 20 3/4 x 20 3/4 (527 x 527) | 26" x 28 1/2" x 28" (660 x 724 x 711) | 284-680 (140-360) 140-550 (60-288) | 324 (147) |



HEARTHBAKE SERIES COUNTERTOP OVENS

P48S BAKE/ROAST OVEN 2-DECK, 2-CHAMBER (DECK EA. 20³/₄" W x 20³/₄" D)

P48-BL BAKE/ROAST OVEN 2-DECK, 2-CHAMBER, BRICK LINED CEILING

The 7 1/2" Deck Height ovens feature ceramic hearth decks for baking and roasting and are designed for use with trays, sheets or pans. Steel decks are optional at N/C.

Model P48S features individual controls for each cooking chamber with 60 minute electric timers, continuous ring alarms and manual shut-off. All models feature stainless exteriors and 4" adjustable legs. International voltages available. 1Ø or 3Ø P48S available. Ovens are stackable. FOB Bakers Pride Dock, Freight Class 110.



P48S



BAKE 
AND **ROAST**

7 1/2" Deck Height Double Compartment Bake/Roast Electric Ovens

| Model | Part Number | Electrical Volts, Phase, W | Decks | Chambers | Deck Size W x D inches (mm) | Dimensions* W x H x D inches (mm) | Thermostat Range F° (C°) | Ship Wt. lb (kg) |
|--------|-------------|-------------------------------|-------|----------|-----------------------------------|--|--------------------------------|---------------------|
| P48S | 4N-P48-6S-2 | 208V, 1Ph, 4300W | 2 | 2 | 20 3/4 x 20 3/4 (527 x 527) | 26" x 28 1/2" x 28" (660 x 724 x 711) | 150-550 (65-288) | 309 (140) |
| P48S | 4N-P48-6S-3 | 208V, 3Ph, 4300W | 2 | 2 | 20 3/4 x 20 3/4 (527 x 527) | 26" x 28 1/2" x 28" (660 x 724 x 711) | 150-550 (65-288) | 309 (140) |
| P48S | 4N-P48-6S-4 | 220/240V, 1Ph, 4300W | 2 | 2 | 20 3/4 x 20 3/4 (527 x 527) | 26" x 28 1/2" x 28" (660 x 724 x 711) | 150-550 (65-288) | 309 (140) |
| P48S | 4N-P48-6S-5 | 220/240V, 3Ph, 4300W | 2 | 2 | 20 3/4 x 20 3/4 (527 x 527) | 26" x 28 1/2" x 28" (660 x 724 x 711) | 150-550 (65-288) | 309 (140) |
| P48-BL | 4N-P48B6S-2 | 208V, 1Ph, 4300W | 2 | 2 | 20 3/4 x 20 3/4 (527 x 527) | 26" x 28 1/2" x 28" (660 x 724 x 711) | 150-550 (65-288) | 319 (145) |
| P48-BL | 4N-P48B6S-3 | 208V, 3Ph, 4300W | 2 | 2 | 20 3/4 x 20 3/4 (527 x 527) | 26" x 28 1/2" x 28" (660 x 724 x 711) | 150-550 (65-288) | 319 (145) |
| P48-BL | 4N-P48B6S-4 | 220/240V, 1Ph, 4300W | 2 | 2 | 20 3/4 x 20 3/4 (527 x 527) | 26" x 28 1/2" x 28" (660 x 724 x 711) | 150-550 (65-288) | 319 (145) |
| P48-BL | 4N-P48B6S-5 | 220/240V, 3Ph, 4300W | 2 | 2 | 20 3/4 x 20 3/4 (527 x 527) | 26" x 28 1/2" x 28" (660 x 724 x 711) | 150-550 (65-288) | 319 (145) |



COUNTERTOP OVENS

ELECTRIC

HEARTHBAKE SERIES COUNTERTOP OVENS

EP-1-2828 ALL PURPOSE 1-DECK, 1-CHAMBER (DECK EA. 28" W x 28" D)

EP-2-2828 ALL PURPOSE 2-DECK, 2-CHAMBER (DECK EA. 28" W x 28" D)




The EP-1-2828 and EP-2-2828 ovens are designed for high volume pizza, baking, roasting and all-purpose operations. Each oven features 28" square (711mm) Cordierite hearth decks, each with separate tilt-up doors, 5" deck heights (133mm) and interior lights.

Each deck features independent, operator-controlled top & bottom heat for perfectly balanced results and 200°-700°F thermostats (100°-400°C), and a 15-minute electric timer with continuous ring audible alarm and manual shut-off. Standard features include all stainless steel exteriors, glass windows in tilt-up doors and are available in 208V or 220-240V, 1Ø or 3Ø. All units are hardwired. Ovens may be stacked in any combination to create triple & quad configurations; ovens include 4" adjustable legs. One year limited parts and labor warranty. FOB Bakers Pride Dock, Freight Class 110.



Pizza, Pretzel & Flat Breads - 15 Minute Timers



All Purpose 5 ³/₄" Deck Height Pizza, Baking/Roasting Electric Ovens

| Model | Part Number | Electrical Volts, Phase, W | Decks | Chambers | Deck Size W x D inches (mm) | Dimensions* W x H x D inches (mm) | Thermostat Range F° (C°) | Ship Wt. lb (kg) |
|-----------|-------------|-------------------------------|-------|----------|-----------------------------------|---|--------------------------------|---------------------|
| EP-1-2828 | 4N-EP1-1W-2 | 208V, 1Ph, 4725W | 1 | 1 | 28 x 28 (711 x 711) | 42" x 15 3/4" x 33" (1067 x 400 x 838) | 200-700 (100-400) | 310 (141) |
| EP-1-2828 | 4N-EP1-1W-3 | 208V, 3Ph, 4725W | 1 | 1 | 28 x 28 (711 x 711) | 42" x 15 3/4" x 33" (1067 x 400 x 838) | 200-700 (100-400) | 310 (141) |
| EP-1-2828 | 4N-EP1-1W-4 | 240V, 1Ph, 4725W | 1 | 1 | 28 x 28 (711 x 711) | 42" x 15 3/4" x 33" (1067 x 400 x 838) | 200-700 (100-400) | 310 (141) |
| EP-1-2828 | 4N-EP1-1W-5 | 240V, 3Ph, 4725W | 1 | 1 | 28 x 28 (711 x 711) | 42" x 15 3/4" x 33" (1067 x 400 x 838) | 200-700 (100-400) | 310 (141) |
| EP-2-2828 | 4N-EP21W-2 | 208V, 1Ph, 9500W | 2 | 2 | 28 x 28 (711 x 711) | 42" x 29" x 33" (1067 x 737 x 838) | 200-700 (100-400) | 600 (273) |
| EP-2-2828 | 4N-EP21W-3 | 208V, 3Ph, 9500W | 2 | 2 | 28 x 28 (711 x 711) | 42" x 29" x 33" (1067 x 737 x 838) | 200-700 (100-400) | 600 (273) |
| EP-2-2828 | 4N-EP21W-4 | 240V, 1Ph, 9500W | 2 | 2 | 28 x 28 (711 x 711) | 42" x 29" x 33" (1067 x 737 x 838) | 200-700 (100-400) | 600 (273) |
| EP-2-2828 | 4N-EP2-1W-5 | 240V, 3Ph, 9500W | 2 | 2 | 28 x 28 (711 x 711) | 42" x 29" x 33" (1067 x 737 x 838) | 200-700 (100-400) | 600 (273) |



HEARTHBAKE SERIES COUNTERTOP OVENS

GP51 2-DECK, 2-CHAMBER, **GAS** (DECK EA. 21" W x 26 1/4" D)

GP52 **GAS** (NAT OR LP) 4-DECK, 4-CHAMBER, **GAS** (DECK EA. 21" W x 26 1/4" D)

The GP Gas Countertop Ovens feature 2 each, 1" thick ceramic hearth baking decks per chamber and are designed for general baking and pizza either directly on the hearth deck, on screens, sheets, trays or pans.

Models GP51 and GP52 accommodate one full size sheet pan per deck — two per oven. All gas types available. Factory calibration for high elevation available -specify when ordering. Both models stainless exterior and 4" adjustable legs. Upper deck is easily removed to create a 12" deck height. Direct vent flue available N/C, specify when ordering. Door handles are reversible. Ovens are stackable. FOB Bakers Pride Dock, Freight Class 110.



GP51



GP Series - 6" Deck Height GAS Pizza/Baking Gas Ovens

| Model | Part Number | Gas Type | BTUH | Decks | Chambers | Deck Size W x D inches (mm) | Dimensions* W x H x D inches (mm) | Thermostat Range F° (C°) | Ship Wt. lb (kg) |
|-------|--------------|----------|--------|-------|----------|-----------------------------------|---|--------------------------------|---------------------|
| GP51 | 4N-GP51C-S-N | NAT | 40,000 | 2 | 2 | 21 x 26 1/4 (533 x 667) | 32 5/8" x 29 1/8" x 31 1/2" (829 x 740 x 794) | 300-650 (149-343) | 414 (188) |
| GP51 | 4N-GP51C-S-L | LP | 40,000 | 2 | 2 | 21 x 26 1/4 (533 x 667) | 32 5/8" x 29 1/8" x 31 1/2" (829 x 740 x 794) | 300-650 (149-343) | 414 (188) |
| GP52 | 4N-GP51C-S-N | NAT | 80,000 | 4 | 4 | 21 x 26 1/4 (533 x 667) | 32 5/8" x 54 1/4" x 31 1/2" (829 x 1378 x 794) | 300-650 (149-343) | 828 (376) |
| GP52 | 4N-GP51C-S-L | LP | 80,000 | 4 | 4 | 21 x 26 1/4 (533 x 667) | 32 5/8" x 54 1/4" x 31 1/2" (829 x 1378 x 794) | 300-650 (149-343) | 828 (376) |



GP52



HEARTHBAKE SERIES COUNTERTOP OVENS

GP61 2-DECK, 2-CHAMBER, , **GAS** (DECK EA. 30" W x 26 1/4" D)

GP62 4-DECK, 4-CHAMBER, **GAS** (DECK EA. 30" W x 26 1/4" D)

The GP Gas Countertop Ovens feature 2 each, 1" thick ceramic hearth baking decks per chamber and are designed for general baking and pizza either directly on the hearth deck, on screens, sheets, trays or pans. All gas types available.

Factory calibration for high elevation available -specify when ordering. Both models stainless exterior and 4" adjustable legs. Upper deck is easily removed to create a 12" deck height. Single door in lieu of double doors available no charge. High Performance (HP) models available. Direct vent flue available N/C, specify when ordering. Door handles are reversible. Ovens are stackable. FOB Bakers Pride Dock, Freight Class 110.



GP Series - 6" & 5" Deck Height GAS Pizza/Baking Gas Ovens

| Model | Part Number | Gas Type | BTUH | Decks | Chambers | Deck Size W x D inches (mm) | Dimensions* W x H x D inches (mm) | Thermostat Range F° (C°) | Ship Wt. lb (kg) |
|---------|--------------|----------|---------|-------|----------|-----------------------------------|--|--------------------------------|---------------------|
| GP61 | 4N-GP61C-S-N | NAT | 45,000 | 2 | 2 | 30 x 26 1/4 (762 x 667) | 41 5/8" x 29 1/8" x 31 1/4" (1057 x 740 x 794) | 300-650 (149-343) | 493 (224) |
| GP61 | 4N-GP61C-S-L | LP | 45,000 | 2 | 2 | 30 x 26 1/4 (762 x 667) | 41 5/8" x 29 1/8" x 31 1/4" (1057 x 740 x 794) | 300-650 (149-343) | 493 (224) |
| GP62 | 4N-GP61C-S-N | NAT | 90,000 | 4 | 4 | 30 x 26 1/4 (762 x 667) | 41 5/8" x 54 1/4" x 31 1/4" (1057 x 1378 x 794) | 300-650 (149-343) | 986 (447) |
| GP62 | 4N-GP61C-S-L | LP | 90,000 | 4 | 4 | 30 x 26 1/4 (762 x 667) | 41 5/8" x 54 1/4" x 31 1/4" (1057 x 1378 x 794) | 300-650 (149-343) | 986 (447) |
| GP61-HP | 4N-GP61C-H-N | NAT | 60,000 | 2 | 2 | 30 x 26 1/4 (762 x 667) | 41 5/8" x 54 1/4" x 31 1/4" (1057 x 740 x 794) | 300-650 (149-343) | 493 (224) |
| GP61-HP | 4N-GP61C-H-L | LP | 60,000 | 2 | 2 | 30 x 26 1/4 (762 x 667) | 41 5/8" x 54 1/4" x 31 1/4" (1057 x 740 x 794) | 300-650 (149-343) | 493 (224) |
| GP62-HP | 4N-GP61C-H-N | NAT | 120,000 | 4 | 4 | 30 x 26 1/4 (762 x 667) | 41 5/8" x 54 1/4" x 31 1/4" (1057 x 1378 x 794) | 300-650 (149-343) | 986 (447) |
| GP62-HP | 4N-GP61C-H-L | LP | 120,000 | 4 | 4 | 30 x 26 1/4 (762 x 667) | 41 5/8" x 54 1/4" x 31 1/4" (1057 x 1378 x 794) | 300-650 (149-343) | 986 (447) |



GP62



COUNTERTOP OVEN ACCESSORIES & OPTIONS



Electric Countertop Oven Accessories & Options

| Description | Part Number | |
|---|----------------|------------------------------|
| 16" Legs (Stainless) with Casters (Elec countertop ovens) | 4N-S1277Y | S/S |
| 30" Legs (Stainless) with Casters (Elec countertop ovens) | 4N-S1423Y | S/S |
| S/S Undershef | 4N-C5077X | |
| Rack Stands w/ Rack Guides (30" Legs must be purchased) | 4N-T8085X | |
| Description | Part Number | |
| Deck Brush & Scraper (Elec countertop ovens) | 4N-T5107Y | Scraper for Countertop Ovens |
| Stacking Kits (P22S, P44S, P46S & P48S) | 4N-D2069X | P22S, P44S, P46S, P48 & DP2 |
| Stacking Kits (P18S, P24S) | 4N-BPSKP18/24S | P18, & P24 |
| Stacking Kits (EP-2828) | 4N-C5057X | EP-2828 |
| Stacking Kits (GP52) | 4N-A5173S | GP52 |
| Brick Lined Kit (P22S) | 4N-P22OPT-03 | P22 & DP-2 |
| Brick Lined Kit (P44S) | 4N-P44OPT-03 | P44 |
| Brick Lined Kit (DP-2) | Contact CS | DP-2 |
| Brick Lined Kit (P24S) | N4-P23OPT-03 | P24 |
| Brick Lined Kit (P48S) | N4-P48OPT-03 | P48 |
| Brick Lined Kit (P46S) | N4-P46OPT-03 | P46 |
| Electric Timers with Alarms | Contact CC | 15 Minute |
| Electric Timers with Alarms | Contact CC | 60 minute |



GP Gas Countertop Oven Accessories & Options

| Description | Part Number | |
|-----------------------------------|-------------|---------------------------|
| 16" Legs (Stainless) with Casters | 4N-S1242Y | S/S |
| 30" Legs (Stainless) with Casters | 4N-S1252Y | S/S |
| S/S Undershef | 4N-T8089X | GP51 |
| S/S Undershef | 4N-T8088X | GP61 |
| Standard Flue (GP51 or GP61) | 2F-R3103A | N/C with purchase of oven |
| Direct Vent Flue Diverter | 4N-R3002Y | N/C with purchase of oven |



COUNTERTOP OVEN REPLACEMENT DECKS



| Cordierite Replacement Decks | | | |
|---|-------------------------|---------------------------------------|-----------------------------|
| Oven Model | Part Number | | |
| Replacement Deck (P18S) | AS-T1120Y | 2 Stones per Set | 1/2" x 17 1/2" x 17 3/4" |
| Replacement Deck (P22S, DP-2 & P24S) | 4N-T1121X | 2 Stones per Set | 1/2" x 20 3/4" x 20 3/4" |
| Replacement Deck, Top Stones (P22-BL, DP-2BL) | AS-T1120Y Top Stones | 2 Stone per Set | 1/2" x 17 1/2" x 17 3/4" |
| Replacement Deck (P44S) | 4N-T1121X | 4 Stones per Set | 1/2" x 20 3/4" x 20 3/4" |
| Replacement Deck, Top Stones (P44-BL) | AS-T1120Y Top Stones | 4 Stones per Set | 1/2" x 17 1/2" x 17 3/4" |
| Replacement Deck (P46S) | AS-T1121Y/4N-T1121X | 3 Stones per Set | 1/2" x 20 3/4" x 20 3/4" |
| Replacement Deck (P48S) | 4N-T1121X | 2 Stones per Set | 1/2" x 20 3/4" x 20 3/4" |
| Replacement Deck (EP-1-2828, EP-2-2828) | 4N-T1287Y | 1 Stone per Set / 2 Stones per Set | 3/4" x 27 3/4" x 27 3/4" |
| Replacement Deck (GP51) | 4N-T1192Y | 2 Stones per Set | 1" x 20 5/8" x 25 1/4" |
| Replacement Deck (GP61) | AS-T1116Y | 2 Stones per Set | 1" x 29 3/4" x 25 1/4" |
| Lightstone Decks | | | |
| Oven Model | Part Number | | |
| Lightstone Deck (P24) | AS-T1349Y | 1 Stone per Set | |
| Lightstone Deck (P22S, DP-2) | AS-T1349Y | 2 Stones per Set | 20 13/16" x 20 13/16 x 1/2" |
| Lightstone Deck (P44S) | AS-T1349Y | 4 Stones per Set | |
| Lightstone Deck (P46S) | AS-T1349Y | 3 Stones per Set | |
| Lightstone Deck (P48S) | AS-T1349Y | 2 Stones per Set | |
| Lightstone Deck (GP51) | AS-T1359Y | 2 Stones per Set | |
| Lightstone Deck (GP61) | 2F-T1360A | 2 Stones per Set | |
| Lightstone Deck (EP-1-2828, EP-2-2828) | 2F-T1362A | 1 Stone per Set | |
| Steel Decks | | | |
| Oven Model | Part Number | | |
| Steel Decks* | Consult CS | | |

* N/C option when ordered in lieu of standard decks - consult factory for field retrofits

Thermostats

- Our ovens feature the most reliable thermostats in the industry. Temperatures are accurate to ±5° for precision baking. Temperatures range from 284–680°F (140–360°C) on our pizza & pretzel ovens, and from 140–550°F (60–288°C) on our bake & roast ovens.

Electric Timers

- The continuous-ring alarm must be manually shut off, ensuring that products are never forgotten in noisy kitchens. Bake & roast ovens include 60-minute timers; pizza & pretzel ovens have 15-minute timers.

Indicator Lights

- This light stays illuminated while the oven chamber is heating, eliminating the guesswork in pre-heating. The light turns off when the set temperature is achieved.

Reset Breakers

- No need for fuses. Should a power surge occur, breakers are quick and easy to reset.

Top & Bottom Heat Controls

- Precisely control the top and bottom heat in each baking chamber with our optional infinite top and bottom heat controls (DP series only).

COUNTERTOP OVEN CONTROL FEATURES





**BAKERS
PRIDE.**

IL FORNO & SUPERDECK SERIES OVENS

DECK OVENS/PIZZA OVENS

Preferred by Chefs & Bakers Worldwide

TABLE of CONTENTS

DECK/PIZZA OVENS

DECK/PIZZA OVENS pgs 32-56

Deck/Pizza oven table of contents pgs 32-33

Deck/Pizza oven IL Forno info pg 34

Deck/Pizza oven selecting a deck oven, capacity pg 35-36

Deck/Pizza oven IL Forno checklist pg 37

Deck/Pizza oven Superdeck checklist pg 38

IL FORNO OPEN FLAME OVEN, GAS-FIRED

IL Forno **Classico** info pg 34

IL Forno **Classico** checklist pg 37

IL Forno **FC-516** Open-flame oven (gas), 64¹/₄" w pg 39

IL Forno **FC-616** Open-flame oven (gas), 78" w pg 39

IL Forno **FC-816** Open-flame oven (gas), 84" w pg 39

IL FORNO STACKED ON DECK OVEN, GAS

IL Forno **FC-516**, stacked on **451 oven** (gas) pg 40

IL Forno **FC-616**, stacked on **Y-600 oven** (gas) pg 40

IL Forno **FC-816**, stacked on **Y-800 oven** (gas) pg 40

IL FORNO EYEBROW STYLE EXHAUST HOOD

IL Forno **PB-24/S eyebrow style exhaust hood** pg 41

DSP STYLE DISPLAY DECK OVENS, GAS

DSP style **451-DSP**, (1) 8" h, 54" w deck (gas) pg 41

DSP style **452-DSP**, (2) 8" h, 54" w decks (gas) pg 41

DSP style **Y-600-DSP**, (1) 8" h, 60" w deck (gas) pg 42

DSP style **Y-602-DSP**, (2) 8" h, 60" w decks (gas) pg 42

DSP style **Y-800-DSP**, (1) 8" h, 66" w deck (gas) pg 42

DSP style **Y-802-DSP**, (2) 8" h, 66" w decks (gas) pg 42

DECK/PIZZA OVEN TABLE of CONTENTS
continued on next page



TABLE of CONTENTS

DECK/PIZZA OVENS

DECK/PIZZA OVEN TABLE of CONTENTS continued from previous page

STUBBY SHALLOW DECK OVENS, GAS

| | | |
|-------------|--|--------------|
| 151 | (1) 8" h, 36" w x 24 1/2" d deck (gas)..... | pg 43 |
| 152 | (2) 8" h, 36" w x 24 1/2" d decks (gas)..... | pg 43 |
| 153 | (3) 8" h, 36" w x 24 1/2" d decks (gas)..... | pg 43 |
| 3151 | (1) 8" h, 45" w x 24 1/2" d deck (gas)..... | pg 43 |
| 3152 | (2) 8" h, 45" w x 24 1/2" d decks (gas)..... | pg 43 |
| 3153 | (3) 8" h, 45" w x 24 1/2" d decks (gas)..... | pg 43 |
| 4151 | (1) 8" h, 54" w x 24 1/2" d deck (gas)..... | pg 43 |
| 4152 | (2) 8" h, 54" w x 24 1/2" d decks (gas)..... | pg 43 |
| 4153 | (3) 8" h, 54" w x 24 1/2" d decks (gas)..... | pg 43 |

CONVECTION FLO DECK OVENS, GAS

| | | |
|------------|--|--------------|
| 251 | (1) 8" h, 36" w x 34 1/2" d deck (gas)..... | pg 44 |
| 252 | (2) 8" h, 36" w x 34 1/2" d decks (gas)..... | pg 44 |
| 253 | (3) 8" h, 36" w x 34 1/2" d decks (gas)..... | pg 44 |
| 351 | (1) 8" h, 45" w x 34 1/2" d deck (gas)..... | pg 44 |
| 352 | (2) 8" h, 45" w x 34 1/2" d decks (gas)..... | pg 44 |
| 353 | (3) 8" h, 45" w x 34 1/2" d decks (gas)..... | pg 44 |
| 451 | (1) 8" h, 54" w x 34 1/2" d deck (gas)..... | pg 44 |
| 452 | (2) 8" h, 54" w x 34 1/2" d decks (gas)..... | pg 44 |
| 453 | (3) 8" h, 54" w x 34 1/2" d decks (gas)..... | pg 44 |

Y-SERIES BEST-SELLING DECK OVENS, GAS

| | | |
|----------------|---|--------------|
| Y-600 | (1) 8" h, 60" w x 36" d deck (gas)..... | pg 45 |
| Y-602 | (2) 8" h, 60" w x 36" d decks (gas)..... | pg 45 |
| Y-600BL | (1) 7.5" h, brick-lined, 60"w x 36"d (gas)..... | pg 45 |
| Y-602BL | (2) 7.5" h, brick-lined, 60"w x 36"d (gas)..... | pg 45 |
| Y-800 | (1) 8" h, 66" w x 44" d deck (gas)..... | pg 46 |
| Y-802 | (2) 8" h, 66" w x 44" d decks (gas)..... | pg 46 |
| Y-800BL | (1) 7.5" h, brick-lined, 66"w x 44"d (gas)..... | pg 46 |
| Y-802BL | (2) 7.5" h, brick-lined, 66"w x 44"d (gas)..... | pg 46 |

EP-SERIES DECK OVENS, ELECTRIC

| | | |
|--------------------|--|--------------|
| EP-1-8-3836 | (1) 7" h, 38" w x 36" d deck (elec)..... | pg 47 |
| EP-2-8-3836 | (2) 7" h, 38" w x 36" d deck (elec)..... | pg 47 |
| EP-3-8-3836 | (3) 7" h, 38" w x 36" d deck (elec)..... | pg 47 |
| EP-1-8-5736 | (1) 7" h, 57" w x 36" d deck (elec)..... | pg 48 |
| EP-2-8-5736 | (2) 7" h, 57" w x 36" d deck (elec)..... | pg 48 |
| EP-3-8-5736 | (3) 7" h, 57" w x 36" d deck (elec)..... | pg 48 |

EB-SERIES DECK OVENS, ELECTRIC

| | | |
|--------------------|--|--------------|
| EB-1-8-3836 | (1) 8" h, 38" w x 36" d deck (elec)..... | pg 49 |
| EB-2-8-3836 | (2) 8" h, 38" w x 36" d deck (elec)..... | pg 49 |
| EB-3-8-3836 | (3) 8" h, 38" w x 36" d deck (elec)..... | pg 49 |
| EB-1-8-5736 | (1) 8" h, 57" w x 36" d deck (elec)..... | pg 50 |
| EB-2-8-5736 | (2) 8" h, 57" w x 36" d deck (elec)..... | pg 50 |
| EB-3-8-5736 | (3) 8" h, 57" w x 36" d deck (elec)..... | pg 50 |

ER-SERIES DECK OVENS, ELECTRIC

| | | |
|--------------------|---|--------------|
| ER-1-8-3836 | (1) 12" h, 38" w x 36" d deck (elec)..... | pg 51 |
| ER-2-8-3836 | (2) 12" h, 38" w x 36" d deck (elec)..... | pg 51 |
| ER-3-8-3836 | (3) 12" h, 38" w x 36" d deck (elec)..... | pg 51 |
| ER-1-8-5736 | (1) 12" h, 57" w x 36" d deck (elec)..... | pg 52 |
| ER-2-8-5736 | (2) 12" h, 57" w x 36" d deck (elec)..... | pg 52 |
| ER-3-8-5736 | (3) 12" h, 57" w x 36" d deck (elec)..... | pg 52 |


| | |
|--|--------------|
| Deck/Pizza oven accessories & options | pg 53 |
| IL Forno accessories & options | pg 53 |
| Deck/Pizza oven leg guide | pg 53 |
| Deck/Pizza oven replacement decks, corderite | pg 54 |
| Deck/Pizza oven replacement decks, lightstone | pg 55 |
| SGC, MGC gas connectors (stationary & mobile) | pg 56 |



IL Forno Classico

IL Forno ovens feature a steel-reinforced arched opening with a visible, open-flame burner to create dining atmosphere.

The IL FORNO CLASSICO combines the ambiance of a traditional old world brick oven with the convenience and control of modern technology. Customize your installation to create a unique dining atmosphere to leave a lasting impression with your customers and build your business. Perfectly balanced cooking and baking results are assured with our user-friendly technology and consistent, accurate and easy-to-use controls. For the perfect display kitchen and superior results every time, time after time, experience the difference of Il Forno Classico.



The IL Forno Difference

Ambiance & Atmosphere Visible open-flame burner creates the ambiance of a wood fired oven while providing additional top heat. New black powder coated combustion chamber door with hard wood handles create a great “Old World” look. Customize the appearance by installing behind a decorative facade or with factory-supplied stone finish kits.

High Performance Double production capacity by stacking with traditional SuperDecks. 1 1/2” to 2” thick hearth baking decks provide old-world style brick oven finishes to menu items while delivering temperature consistency. Brick-lined ceilings furnish superior top-heat intensity while speeding cooking process & temperature recovery. Unique top & bottom heat damper system with micro-slides allows chefs to perfectly balance oven results. Thermostatic controls deliver accurate & consistent temperatures while eliminating guess work. Add wood smoke essence without wood sourcing, storage, health department and fire hazard issues.

User-Friendly – Easy To Operate 32” wide, arched opening on the FC-616/816 models provides easier access to hearth decks. 36” tall legs on single deck models positions the baking area at proper ergonomic height. Extra large access panel door protects oven controls while providing access for service and maintenance. Ovens may be specified with either front or side mounted controls to best suit individual installations.

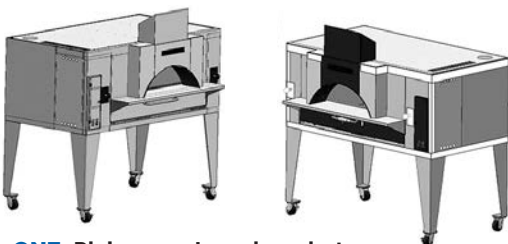
Simple, Easy to Install & Maintain IL Forno Classico is engineered to fit through standard door openings and assembled on-site, thus eliminating the need for heavy equipment or cranes. New, removable front mounted flue provides easy access for installing hearth decks, brick lining and maintenance. Rear electric connection and extra-large rear access panels are now standard for ease of installation and service.

Ventilation IL Forno/deck ovens be installed under a standard type II collection hood or with our unique PB Style eyebrow ventilator saving installation & operational cost and expensive venting required with live fuel ovens.

IL Forno Classico Finish Choices & Options

Decide how you intend to “finish” or “build-in” your oven(s) prior to ordering. Installation instructions are available for each “finish” style

1 Plain/As-Is or Decorative Trim Style



ONE: Plain or as-Is and ready-to-use — no decorative finish. Available with standard front or all stainless steel exterior.

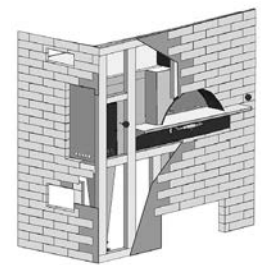
You may finish your oven with decorative brass, copper, tile, etc. pieces - casters included. Brass, copper and tile kits sold by third parties.

The IL Forno is engineered & designed to fit through standard door openings and assembled on-site

2 Traditional/Facade Style

TWO: Traditional Style — create a “built-in” look by building a facade over the front, or front & sides, or on all four sides.

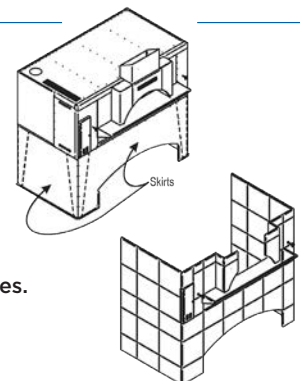
Finish your facade with the thin brick, stone, tile, marble or materials of your choice. Push/Pull rod extensions and casters are provided. Brass, copper and tile kits sold by third parties.



3 DSP Style

THREE: DSP Style — customize your oven with stone, tile, thin brick or other masonry finishes applied directly to the oven exterior.

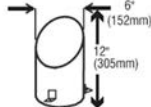
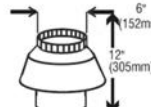
Skirts are provided, casters are not. Stone and tile kits sold by third parties.



Selecting A Deck Oven

Bakers Pride® Deck Oven Capacity

Selecting a best deck oven for your operational requirements is accomplished by first choosing the utility type (natural gas, LP gas or electric), the combination of features which deliver the appropriate benefits for your needs and then selecting the correct deck size/number of decks to meet your production requirements.

| Deck Type | notes |
|--|---|
| Ceramic Hearth Bricks | Promotes even bottom heat distribution and crispy old world style finish and quick recovery |
| Steel Baking Decks | Recommended for roasting and applications causing excessive grease splatter and spillage |
| Deck Height | notes |
| 6 7/8" to 8" Deck Heights | Highest intensity of top heat — excellent for pizza, breads and most baked goods |
| 10" Deck Heights | Provides greater access to rear deck area for roasting — suitable for pizza, breads and baking |
| 12" to 16" Deck Heights | Recommended for roasting and exceptionally tall products |
| Deck Depth | notes |
| 24" Stubby/Shallow Depth | Ideal for space conservation and narrow cook lines — ovens are only 33" deep overall |
| 30" to 44" Standard Depth | Increased capacity and volume, greater access, accepts larger pans |
| Thermostats | notes |
| Bake Thermostats | <u>GAS OVENS:</u> 150° to 550°F range (65° to 288°C) — calibrated for optimal baking performance <u>ELECTRIC OVENS:</u> 140° to 550°F range (60° to 288°C) — calibrated for optimal baking performance |
| Pizza Thermostats | <u>GAS OVENS:</u> 300° to 650°F range (149° to 343°C) — ideal for pizza, higher temperature and consistency <u>ELECTRIC OVENS:</u> 284° to 680°F range (140° to 360°C) — ideal for pizza, higher temperature and consistency |
| Venting | notes |
|  <p>Standard Flue</p> | Standard Flue - for exhausting into canopy hood (standard) R3115X |
|  <p>Direct Vent Flue</p> | Direct Vent Flue - for direct venting into a chimney - optional R3002Y |



IL FORNO
FC-616



Selecting A Deck Oven

Bakers Pride® Deck Oven Capacity

BAKERS PRIDE® Deck Ovens are recognized world wide as the industry leader with models to suit every production need. Designed to offer flexibility, quality performance and deliver consistent results, our unique heat flow controls and heat diverter panels allow the baker to control both top and bottom heat without the use of tools for the perfect product every time.

Deck Ovens are built to last for years of trouble free operation featuring solid unitized frames constructed of heavy-duty, hand welded angle iron for structural integrity. Burners are fabricated from 1 1/4" & 1 1/2" heavy steel pipe with up to 140K BTUH per deck, while our exclusive pre-stressed, spring-loaded, feather-touch doors eliminate warpage and misalignment.

And, BAKERS PRIDE Deck Ovens are energy efficient featuring thick, industrial insulation and a proprietary heat baffling system for quicker pre-heat and efficient, rapid heat recovery. With the exception of the IL Forno Classico, all models feature stainless steel exteriors and painted legs. Gas models are equipped with individual 3/4" NPT (ISO-7) gas connections per deck.

Production Per Hour / Per Deck Formula:

Example: 16" Pizza; Model Y-602 Double; 8 minute Bake Time

$$\frac{\text{Pizzas Per Oven} \times 60\text{-min}}{\text{Bake Time}} \times \text{\# of Decks} = \text{Pizza Per Hour/Per Deck}$$

*NOTE: Double capacity for double stacked ovens. Triple capacity for triple stacked ovens

Deck Oven Capacity

| model | PIZZAS (Per Oven) | | | BAKING PAN CAPACITY | | | PRODUCTION Per Hour (Per Deck) |
|-----------|----------------------|-----|-----|---------------------------|---------|---------|--------------------------------------|
| | 10" | 16" | 18" | 13"x18" | 18"x26" | 12"x20" | 16" pizza with 8-min bake time |
| FC-516 | 13 | 4 | 4 | 4 | 2 | 4 | 30 |
| FC-616 | 15 | 5 | 5 | 6 | 3 | 6 | 37 |
| FC-816 | 21 | 6 | 5 | 8 | 4 | 8 | 45 |
| Y-600 | 18 | 6 | 6 | 8 | 4 | 6 | 45 |
| Y-800 | 24 | 8 | 6 | 9 | 4 | 8 | 60 |
| 151 | 6 | 2 | 2 | 4 | 2 | 3 | 15 |
| 3151 | 8 | 3 | 2 | 3 | 1 | 3 | 22 |
| 4151 | 10 | 3 | 3 | 4 | 2 | 4 | 22 |
| 251 / 204 | 9 | 4 | 3 | 4 | 2 | 3 | 30 |
| 351 | 12 | 4 | 4 | 6 | 3 | 4 | 30 |
| 451 | 15 | 6 | 5 | 4 | 3 | 4 | 45 |
| E-3836 | 9 | 4 | 4 | 4 | 2 | 3 | 30 |
| E-5736 | 15 | 6 | 6 | 8 | 4 | 6 | 45 |
| EP-1-2828 | 4 | 2 | 1 | 2 | 1 | 2 | 15 |
| EP-2-2828 | 8 | 4 | 2 | 4 | 2 | 4 | 30 |

IL FORNO SPECIFICATION / ORDER GUIDE CHECK LIST



| | |
|--|---------------------|
| | Date: _____ |
| | Dealer Name: _____ |
| | Project Name: _____ |
| | P.O. Number: _____ |
| | Signature: _____ |

How do you intend to finish/build-in your oven(s)? (Choose One)

As Is / Decorative Exterior Trim – Casters included
 DSP Style – Apply tile/stone directly on to oven(s) – skirts included
 Traditional – Building a façade/enclosure – casters included

MODEL (CHOOSE ONE)

| | | |
|--------------------------|----------------|--------|
| <input type="checkbox"/> | FC-516 | Single |
| <input type="checkbox"/> | FC-616 | Single |
| <input type="checkbox"/> | FC-816 | Single |
| <input type="checkbox"/> | FC-516/451 | Double |
| <input type="checkbox"/> | FC-616/Y-600 | Double |
| <input type="checkbox"/> | FC-616/Y-600BL | Double |
| <input type="checkbox"/> | FC-816/Y-800 | Double |
| <input type="checkbox"/> | FC-816/Y-800BL | Double |

IL Forno or IL Forno Upper Oven of Stacked Installation

| | | |
|---|---|--|
| Hinged Control Panel Door (Choose One) <input type="checkbox"/> Front Mounted <input type="checkbox"/> Side Mounted | Gas Type (Choose One) <input type="checkbox"/> Natural Gas <input type="checkbox"/> L.P. Gas | Castors (Set of 4) Not suitable for DSP style finish with skirts <input type="checkbox"/> Yes <input type="checkbox"/> No |
| Control Panel Door, Chamber Doors, & Removable Flue Cover (Choose One) <input type="checkbox"/> Black Powder Coated <input type="checkbox"/> Stainless Steel | Automatic Oven Starter (Optional) Allows operator to establish automatic oven start & stop times <input type="checkbox"/> Yes <input type="checkbox"/> No | Lintel Plate/Plate Shelf (Choose One) <input type="checkbox"/> Provided by customer to cover with tile, stone etc. (1" lower than cook/bake surface) <input type="checkbox"/> Covered by factory in stainless steel ready to use (same height as cook/bake surface) |

Lower Oven of Stacked Installation

| | |
|--|---|
| Hinged Control Panel Door (Choose One) <input type="checkbox"/> Front Mounted <input type="checkbox"/> Side Mounted | Automatic Oven Starter (Optional) Allows operator to establish automatic oven start & stop times <input type="checkbox"/> Yes <input type="checkbox"/> No |
| Control Panel Door & Chamber Doors (Choose One) Same choice as IL Forno Upper Oven of Stacked Installation | Castors (Set of 4) |
| Gas Type (Choose One) <input type="checkbox"/> Natural Gas <input type="checkbox"/> L.P. Gas | Not suitable for DSP style finish with skirts <input type="checkbox"/> Yes <input type="checkbox"/> No |

Legs

Legs (total height with or without casters) included. Please specify

36" (Standard on FC-516, FC-616 & FC-816)
 30" (Standard on 451, Y-600 & Y-800)
 16" (Standard on all double deck models)

NOTE: See specification sheets for additional options and accessories

rev05-2023dc



SUPERDECK SPECIFICATION / ORDER GUIDE CHECK LIST



| | |
|--|---------------------|
| | Date: _____ |
| | Dealer Name: _____ |
| | Project Name: _____ |
| | P.O. Number: _____ |
| | Signature: _____ |

| MODEL (CHOOSE ONE) | | |
|--------------------------|-------------|--------|
| <input type="checkbox"/> | 451 DSP | Single |
| <input type="checkbox"/> | 452 DSP | Double |
| <input type="checkbox"/> | Y-600 DSP | Single |
| <input type="checkbox"/> | Y-600BL DSP | Single |
| <input type="checkbox"/> | Y-800 DSP | Single |
| <input type="checkbox"/> | Y-800BL DSP | Single |
| <input type="checkbox"/> | Y-602 DSP | Double |
| <input type="checkbox"/> | Y-602BL DSP | Double |
| <input type="checkbox"/> | Y-802 DSP | Double |
| <input type="checkbox"/> | Y-802BL DSP | Double |

| How do you intend to finish/build-in your oven(s)? (Choose One) |
|--|
| <input type="checkbox"/> As Is / Decorative Exterior Trim – Casters included |
| <input type="checkbox"/> DSP Style – Apply tile/stone directly on to oven(s) – skirts included |

| Single Oven or Upper Oven of Stacked Installation | | |
|---|---|--|
| Hinged Control Panel Door (Choose One) <input type="checkbox"/> Front Mounted <input type="checkbox"/> Side Mounted | Gas Type (Choose One) <input type="checkbox"/> Natural Gas <input type="checkbox"/> L.P. Gas | Casters (Set of 4) Not suitable for DSP style finish with skirts <input type="checkbox"/> Yes <input type="checkbox"/> No |
| Control Panel & Chamber Doors (Choose One) <input type="checkbox"/> Black Powder Coated <input type="checkbox"/> Stainless Steel | Automatic Oven Starter (Optional) Allows operator to establish automatic oven start & stop times <input type="checkbox"/> Yes <input type="checkbox"/> No | Decorative Upper Riser Panel/Dome Note: Curved Dome on "Y" Series Ovens and Rectangular Riser on "451" Series Ovens <input type="checkbox"/> Yes <input type="checkbox"/> No |

| Lower Oven of Stacked Installation | | Legs |
|--|---|--|
| Hinged Control Panel Door (Choose One) <input type="checkbox"/> Front Mounted <input type="checkbox"/> Side Mounted | Automatic Oven Starter (Optional) Allows operator to establish automatic oven start & stop times <input type="checkbox"/> Yes <input type="checkbox"/> No | Legs (total height with or without casters) included. Please specify <input type="checkbox"/> 30" (Standard on all single deck models) <input type="checkbox"/> 16" (Standard on all double deck models) |
| Control Panel & Chamber Doors (Choose One) Same choice as upper oven of stacked installation | Gas Type (Choose One) <input type="checkbox"/> Natural Gas <input type="checkbox"/> L.P. Gas | Casters (Set of 4) Not suitable for DSP style finish with skirts <input type="checkbox"/> Yes <input type="checkbox"/> No |
| | | Type of Stone for Ovens (Optional) <input type="checkbox"/> Cordierite (Standard) <input type="checkbox"/> Fibrament (Standard on Y Series, Upcharge for other ovens) |

NOTE: See specification sheets for additional options and accessories

rev05-2023dc



IL Forno Classico “FC Series” Gas-Fired Open-Flame Ovens Wood-Burning, Old World Style

Bakers Pride® IL Forno Classico “FC Series” open-flame pizza ovens combine the ambiance of a traditional brick oven with the convenience, control, and precision of modern technology.

IL Forno ovens feature a steel-reinforced arched opening with a visible, open-flame burner to create dining atmosphere, while making loading pizzas easy. The IL Forno oven chamber features a Cordierite deck with 10” deck height and independently controlled top and bottom heat dampers for perfectly balanced results. To further enhance performance, select an optional brick-lined ceiling (delivers more top heat) while speeding up the cooking process, and ensuring better temperature recovery.

The IL Forno is designed and engineered to be used either *as-is*, or *finished and trimmed* with brass, copper, etc. for an elegant high-tech presentation, or finished DSP-style with tile, stone or thin brick applied directly to the oven exterior, or built-in behind a decorative facade of brick, stone or tile for an old-world look. Brass, copper and tile kits sold by third parties.

The IL Forno may also be *stacked on our standard deck ovens* for increased production in limited spaces — (IL Forno FC-516) on our *451*, (IL Forno FC-616) on our *Y600*, and (IL Forno FC-816) on our *Y-800*. The FC-616 and FC-816 feature a 32” extra-wide opening for ease of access to the bake/cooking chamber.

The IL FORNO CLASSICO should not be direct vented although the lower oven in a stacked installation may be direct vented. FOB Bakers Pride Dock, Freight Class 77.5.



IL Forno Gas-Fired Open-Flame Ovens

Single Deck - IL Forno Classico “FC Series” with Open Flame Burner

| Model | Part Number* | Gas | BTUH (KW) | Decks | Chambers | Deck Size W x D inches (mm) | Dimensions* W x H x D inches (mm) | Thermostat Range F° (C°) | Ship Wt. lb (kg) |
|--------|--------------|-----|-----------------|-------|----------|-----------------------------------|---|--------------------------------|------------------------|
| FC-516 | Checklist | NAT | 140,000 (41.01) | 1 | 1 | 48 x 36 (1219 x 914) | 65 1/4" x 71" x 43" (1657 x 1803 x 1092) | 650 (343) | 1400 (720) |
| FC-516 | Checklist | LP | 140,000 (41.01) | 1 | 1 | 48 x 36 (1219 x 914) | 65 1/4" x 71" x 43" (1657 x 1803 x 1092) | 650 (343) | 1400 (720) |
| FC-616 | Checklist | NAT | 140,000 (41.01) | 1 | 1 | 60 x 36 (1524 x 914) | 78" x 71" x 43" (1981 x 1803 x 1092) | 650 (343) | 1781 (873) |
| FC-616 | Checklist | LP | 140,000 (41.01) | 1 | 1 | 60 x 36 (1524 x 914) | 78" x 71" x 43" (1981 x 1803 x 1092) | 650 (343) | 1781 (873) |
| FC-816 | Checklist | NAT | 140,000 (41.01) | 1 | 1 | 66 x 44 (1676 x 1118) | 84" x 71" x 51"D (2134 x 1803 x 1295) | 650 (343) | 2081 (978) |
| FC-816 | Checklist | LP | 140,000 (41.01) | 1 | 1 | 66 x 44 (1676 x 1118) | 84" x 71" x 51" (2134 x 1803 x 1295) | 650 (343) | 2081 (978) |

Shipping weight includes decks and legs. Height includes 36" (914 mm) standard legs on single units'. Height includes 16" (406mm) standard legs on stacked units. Height excludes flue [add 12" (305mm)] or eyebrow hood [add 24" (610mm)]

*Part Number, Checklist for IL-Forno, see page 37

Double-Stacked IL Forno “FC Series”
& Bakers Pride Deck Oven options
on next page

IL Forno Classico “FC Series”

Gas-Fired Open-Flame Ovens Wood-Burning, Old World Style STACKED-ON 451 & Y Series Deck Ovens

The IL Forno FC Series stacked on Bakers Pride® deck ovens for increased production in limited spaces — the (IL Forno FC-516) stacked on our 451 and the (IL Forno FC-616) on our Y600, and (IL Forno FC-816) on our Y-800. The FC-616 and FC-816 feature a 32” extra-wide opening for ease of access to the bake/cooking chamber.

The IL Forno is designed and engineered to be used either as-is, or, finished and trimmed with brass, copper, etc. for an elegant high-tech presentation, or finished DSP-style with tile, stone or thin brick applied directly to the oven exterior, or built-in behind a decorative facade of brick, stone or tile for an old-world look. Brass, copper and tile kits sold by 3rd parties.

The IL FORNO CLASSICO should not be direct vented although the lower oven in a stacked installation may be direct vented.
FOB Bakers Pride Dock, Freight Class 77.5.

IL FORNO
FC-616
STACKED ON
Y-600-DSP



Double Stacked - IL Forno “FC-Series” Open Flame Burner stacked on Bakers Pride Deck Oven

| Model | Part Number | Gas | BTUH (KW) | Decks | Chambers | Deck Size W x D inches (mm) | Dimensions* W x H x D inches (mm) | Thermostat Range F° (C°) | Ship Wt. lb (kg) |
|------------------|-------------|-----|-----------------|-------|----------|--------------------------------|---|--------------------------|------------------|
| FC-516 / 451 | Checklist | NAT | 220,000 (64.48) | 2 | 2 | FC-516 48 x 36 (1219 x 914) | 66 x 74.25 x 43 (1676 x 1886 x 1092) | 650 (343) | 2870 (1302) |
| | | | | | | 451 54 x 34.5 (1317 x 876) | | | |
| FC-516 / 451 | Checklist | LP | 220,000 (64.48) | 2 | 2 | FC-516 48 x 36 (1219 x 914) | 66 x 74.25 x 43 (1676 x 1886 x 1092) | 650 (343) | 2870 (1302) |
| | | | | | | 451 54 x 34.5 (1317 x 876) | | | |
| FC-616 / Y-600 | Checklist | NAT | 260,000 (76.16) | 2 | 2 | 60 x 36 (1524 x 914) | 78" x 74" x 43" (198 x 1880 x 1092) | 650 (343) | 3288 (1495) |
| FC-616 / Y-600 | Checklist | LP | 260,000 (76.16) | 2 | 2 | 60 x 36 (1524 x 914) | 78" x 74" x 43" (198 x 1880 x 1092) | 650 (343) | 3288 (1495) |
| FC-816 / Y-800 | Checklist | NAT | 260,000 (76.16) | 2 | 2 | 66 x 44 (1676 x 1118) | 84" x 74" x 51" (2134 x 1880 x 1295) | 650 (343) | 3805 (1730) |
| FC-816 / Y-800 | Checklist | LP | 260,000 (76.16) | 2 | 2 | 66 x 44 (1676 x 1118) | 84" x 74" x 51" (2134 x 1880 x 1295) | 650 (343) | 3805 (1730) |
| FC-616 / Y-600BL | Checklist | NAT | 260,000 (76.16) | 2 | 2 | 60 x 36 (1524 x 914) | 78" x 74" x 43" (1981 x 1880 x 1092) | 650 (343) | 3366 (1499) |
| FC-616 / Y-600BL | Checklist | LP | 260,000 (76.16) | 2 | 2 | 60 x 36 (1524 x 914) | 78" x 74" x 43" (1981 x 1880 x 1092) | 650 (343) | 3366 (1499) |
| FC-816 / Y-800BL | Checklist | NAT | 260,000 (76.16) | 2 | 2 | 66 x 44 (1676 x 1118) | 84" x 74" x 51" (2134 x 1880 x 1295) | 650 (343) | 3885 (1704) |
| FC-816 / Y-800BL | Checklist | LP | 260,000 (76.16) | 2 | 2 | 66 x 44 (1676 x 1118) | 84" x 74" x 51" (2134 x 1880 x 1295) | 650 (343) | 3885 (1704) |

Shipping weight includes decks and legs. Height includes 36" (914 mm) standard legs on single units. Height includes 16" (406mm) standard legs on stacked units. Height excludes flue [add 12" (305mm)] or eyebrow hood [add 24" (610mm)]

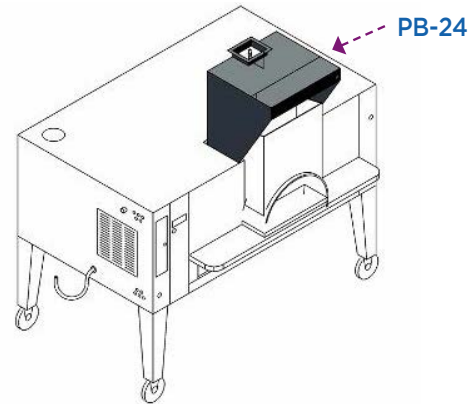
* Checklist for IL-Forno, see page 37

Single-Deck IL Forno “FC Series” on previous page

IL Forno Classico Eyebrow Style Exhaust Hoods

IL Forno Eyebrow Style Exhaust Hoods are designed to contain flue gases and by-products of combustion. PB hoods are easily mounted to the top of IL Forno open-flame ovens, feature all stainless steel construction, and a full-length, semi-concealed grease gutter with removable grease cup.

All PB hoods have U.L. classified stainless steel baffle filters and come ready for Ansul piping. The PB-24 is for stand alone (single) IL Forno ovens and the PB-24S is for double-stacked ovens. The IL Forno should not be direct vented. Note the lower oven in a stacked installation may be direct vented. FOB Bakers Pride, Freight Class 77.5.



IL Forno Classico Eyebrow Style Exhaust Hoods

| Model | Part Number | Exhaust CFM | Static Pressure | Duct Size W x D inches (mm) | Dimensions* W x H x D inches (mm) | Notes | Ship Wt. lb (kg) |
|--------|-------------|-------------|-----------------|-----------------------------|---------------------------------------|-------------------|------------------|
| PB-24 | FCKIT#3 | 540 | 0.75 | 6 x 7 (152 x 178) | 26" x 26" x 25 1/2" (660 x 660 x 648) | for single ovens | 100 (46) |
| PB-24S | FCKIT#4 | 540 | 0.75 | 6 x 7 (152 x 178) | 26" x 26" x 25 1/2" (660 x 660 x 648) | for stacked ovens | 100 (46) |

DSP Style Display Ovens

• 451-Series 8" Deck Height, Convection-Flo

Designed for exhibition kitchens, DSP Display ovens are engineered to be "built-in" behind brick or stone. With all the features and benefits of our standard 451 series ovens, they feature natural black or stainless steel doors and custom wood handles. Lintel plates support the brick or masonry for ease of installation. Includes dome plus front and side skirts. May be used as a lower oven stacked with IL Forno model FC-516. Natural or LP gas. Legs and flue included at N/C. FOB Bakers Pride, Freight Class 77.5.



🔥 D Series - 8" DECK HEIGHT (Superdeck "DSP Style" Gas Display Ovens)

| Model | Part Number | BTUH (KW)** | Decks | Chambers | Deck Size W x D inches (mm) | Dimensions* W x H x D inches (mm) | Thermostat Range F° (C°) | Ship Wt. lb (kg) |
|---------|-------------|-----------------|-------|----------|-----------------------------|--------------------------------------|--------------------------|------------------|
| 451-DSP | Checklist | 80,000 (23.44) | 1 | 1 | 54 x 34.5 (1372 x 876) | 66 x 55.25 x 43 (1676 x 1403 x 1092) | 650 (343) | 1259 (571) |
| 452-DSP | Checklist | 160,000 (46.88) | 2 | 2 | 54 x 34.5 (1372 x 876) | 66 x 66.5 x 43 (1676 x 1689 x 1092) | 650 (343) | 2294 (1041) |

* Height includes 30" (762 mm) standard legs on 451. * Height includes 16" (406 mm) standard legs on models 452. Shipping weight includes decks and legs.

Y Series - DSP Style Gas Display Ovens

Ideal for display cooking and exhibition kitchens, these ovens are designed and engineered to be “built-in” behind brick, stone or tile. With the features and benefits of our standard Y-Series ovens, they feature Old World style natural black doors and custom wooden handles. Lintel plates support the masonry or tile for ease of installation. All stainless finish available. Includes dome plus front & side skirts. Dome is removable for ease of installation. Natural or LP gas. Legs and flue included at N/C. FOB Bakers Pride Dock, Freight Class 77.5.



Y-602-DSP

GAS
NAT or LP



STONE & TILE KITS SOLD SEPARATELY BY OTHERS

Y Series - Superdeck “DSP Style” Gas Display Ovens

| Model | Part Number | BTUH (KW) | Decks | Chambers | Deck Size W x D inches (mm) | Dimensions* W x H x D inches (mm) | Thermostat Range F° (C°) | Ship Wt. lb (kg) |
|-------------|-------------|-----------------|-------|----------|-----------------------------|--------------------------------------|--------------------------|------------------|
| Y-600-DSP | Checklist | 120,000 (35.15) | 1 | 1 | 60 x 36 (1524 x 914) | 78" x 65" x 43" (1981 x 1651 x 1092) | 650 (343) | 1387 (628) |
| Y-602-DSP | Checklist | 240,000 (70.30) | 2 | 2 | 60 x 36 (1524 x 914) | 78" x 76" x 43" (1981 x 1993 x 1092) | 650 (343) | 2641 (1200) |
| Y-600BL-DSP | Checklist | 120,000 (35.15) | 1 | 1 | 60 x 36 (1524 x 914) | 78" x 65" x 43" (1981 x 1651 x 1092) | 650 (343) | 1585 (662) |
| Y-602BL-DSP | Checklist | 240,000 (70.30) | 2 | 2 | 60 x 36 (1524 x 914) | 78" x 76" x 43" (1981 x 1993 x 1092) | 650 (343) | 3041 (1264) |
| Y-800-DSP | Checklist | 120,000 (35.15) | 1 | 1 | 66 x 44 (1676 x 1118) | 84" x 65" x 51" (2134 x 1651 x 1295) | 650 (343) | 1604 (726) |
| Y-802-DSP | Checklist | 240,000 (70.30) | 2 | 2 | 66 x 44 (1676 x 1118) | 84" x 76" x 51" (2134 x 1993 x 1295) | 650 (343) | 3884 (1397) |
| Y-800BL-DSP | Checklist | 120,000 (35.15) | 1 | 1 | 66 x 44 (1676 x 1118) | 84" x 65" x 51" (2134 x 1651 x 1295) | 650 (343) | 1804 (726) |
| Y-802BL-DSP | Checklist | 240,000 (70.30) | 2 | 2 | 66 x 44 (1676 x 1118) | 84" x 76" x 51" (2134 x 1993 x 1295) | 650 (343) | 3485 (1397) |

*Height includes dome & 30" (762 mm) standard legs on Y-600 and Y-800.

*Height includes dome & 16" (406 mm) standard legs on Y-602 and Y-802.

*Shipping weight includes decks and legs.

*Stone & Tile Kits Sold Separately by Others.

*Y600 & Y800 Series do not qualify for lift gate delivery due to size.

NOTE: NO CASTERS ON DSP INSTALLATIONS DUE TO INTERFERENCE WITH SKIRTS!

Designed and engineered to be “built-in” behind brick, stone or tile



Y-802-DSP

Stubby-Shallow Depth 8" Deck Heights Gas Deck Ovens

Ideal for kitchens with narrow aisles and for use in traditional kitchen cook lines, our space saving Only 33" deep overall while delivering high volume and the quality of a full size model.

Stubby-Shallow 33" D ovens are stackable (three-high) and feature ceramic hearth decks. Heat control damper allows operator to adjust top and bottom heat for perfect bake results. 680°F (343°C) thermostats standard.

550°F (288°C) bake thermostats and/or steel decks available at N/C, please specify when ordering.

Natural or LP gas available.

Legs and flue included at N/C. Casters optional.

FOB Bakers Pride Dock, Freight Class 77.5.

33"
overall
DEPTH



STUBBY SHALLOW 151

STUBBY SHALLOW 153



Stubby-Shallow Depth 8" Deck Heights Gas Deck Ovens

| Model | Part Number | Gas | BTUH (KW) | Decks | Chambers | Deck Size W x D inches (mm) | Dimensions* W x H x D inches (mm) | Thermostat Range F° (C°) | Ship Wt. lb (kg) |
|-------|-------------|-----|-----------------|-------|----------|-----------------------------|--|--------------------------|------------------|
| 151 | 4N-151-F-N | NAT | 48,000 (14.06) | 1 | 1 | 36 x 24 1/2 (914 x 622) | 48" x 55.25" x 33" (1219 x 1403 x 838) | 650 (343) | 820 (372) |
| 151 | 4N-151-F-L | LP | 48,000 (14.06) | 1 | 1 | 36 x 24 1/2 (914 x 622) | 48" x 55.25" x 33" (1219 x 1397 x 838) | 650 (343) | 820 (372) |
| 152 | 4N-151-F-N | NAT | 96,000 (28.12) | 2 | 2 | 36 x 24 1/2 (914 x 622) | 48" x 66.5" x 33" (1219 x 1689 x 838) | 650 (343) | 1508 (684) |
| 152 | 4N-151-F-L | LP | 96,000 (28.12) | 2 | 2 | 36 x 24 1/2 (914 x 622) | 48" x 66.5" x 33" (1219 x 1689 x 838) | 650 (343) | 1508 (684) |
| 153 | 4N-151-F-N | NAT | 144,000 (42.19) | 3 | 3 | 36 x 24 1/2 (914 x 622) | 48" x 81.75" x 33" (1219 x 2076 x 838) | 650 (343) | 2200 (1087) |
| 153 | 4N-151-F-L | LP | 144,000 (42.19) | 3 | 3 | 36 x 24 1/2 (914 x 622) | 48" x 81.75" x 33" (1219 x 2076 x 838) | 650 (343) | 2200 (1087) |
| 3151 | 4N-3151-F-N | NAT | 70,000 (20.50) | 1 | 1 | 45 x 24 1/2 (1143 x 622) | 57" x 55.25" x 33" (1448 x 1403 x 838) | 650 (343) | 958 (434) |
| 3151 | 4N-3151-F-L | LP | 70,000 (20.50) | 1 | 1 | 45 x 24 1/2 (1143 x 622) | 57" x 55.25" x 33" (1448 x 1403 x 838) | 650 (343) | 958 (434) |
| 3152 | 4N-3151-F-N | NAT | 140,000 (41.00) | 2 | 2 | 45 x 24 1/2 (1143 x 622) | 57" x 66.5" x 33" (1448 x 1689 x 838) | 650 (343) | 1787 (810) |
| 3152 | 4N-3151-F-L | LP | 140,000 (41.00) | 2 | 2 | 45 x 24 1/2 (1143 x 622) | 57" x 66.5" x 33" (1448 x 1689 x 838) | 650 (343) | 1787 (810) |
| 3153 | 4N-3151-F-N | NAT | 210,000 (61.50) | 3 | 3 | 45 x 24 1/2 (1143 x 622) | 57" x 81.75" x 33" (1448 x 2076 x 838) | 650 (343) | 2620 (1188) |
| 3153 | 4N-3151-F-L | LP | 210,000 (61.50) | 3 | 3 | 45 x 24 1/2 (1143 x 622) | 57" x 81.75" x 33" (1448 x 2076 x 838) | 650 (343) | 2620 (1188) |
| 4151 | 4N-4151-F-N | NAT | 70,000 (20.50) | 1 | 1 | 54 x 24 1/2 (1372 x 622) | 66" x 55.25" x 33" (1676 x 1403 x 838) | 650 (343) | 1093 (496) |
| 4151 | 4N-4151-F-L | LP | 70,000 (20.50) | 1 | 1 | 54 x 24 1/2 (1372 x 622) | 66" x 55.25" x 33" (1676 x 1403 x 838) | 650 (343) | 1093 (496) |
| 4152 | 4N-4151-F-N | NAT | 140,000 (41.00) | 2 | 2 | 54 x 24 1/2 (1372 x 622) | 66" x 66.5" x 33" (1676 x 1689 x 838) | 650 (343) | 2050 (933) |
| 4152 | 4N-4151-F-L | LP | 140,000 (41.00) | 2 | 2 | 54 x 24 1/2 (1372 x 622) | 66" x 66.5" x 33" (1676 x 1689 x 838) | 650 (343) | 2050 (933) |
| 4153 | 4N-4151-F-N | NAT | 210,000 (61.50) | 3 | 3 | 54 x 24 1/2 (1372 x 622) | 66" x 81.75" x 33" (1676 x 2076 x 838) | 650 (343) | 3024 (1372) |
| 4153 | 4N-4151-F-L | LP | 210,000 (61.50) | 3 | 3 | 54 x 24 1/2 (1372 x 622) | 66" x 81.75" x 33" (1676 x 2076 x 838) | 650 (343) | 3024 (1372) |

* Height includes 30" (762 mm) standard legs on models 151, 3151 and 4151. *Height includes 16" (406 mm) standard legs on models 152, 3152 and 4152. * Height includes 6" (152 mm) standard legs on models 153, 3153 and 4153. Shipping weight includes decks and legs.

Convection Flo 8" Deck Heights Gas Deck Ovens

Our unique natural-convection style heat circulation system eliminates the need for fans or blower systems. The Convection Flo Series features a parallel burner for uniform heat and a heat control damper for top and bottom heat control and consistent results.

All stainless steel exteriors and ceramic hearth decks standard. 550°F (288°C) bake thermostats and steel decks are available N/C, please specify when ordering. Natural or LP gas. Legs and flue are included at N/C. Lightstone Decks and casters available as options. FOB Bakers Pride Dock, Freight Class 77.5.



251

NATURAL
CONVECTION-STYLE
HEAT CIRCULATION



8" Deck Heights Gas Convection Flo Deck Ovens

| Model | Part Number | Gas | BTUH (KW) | Decks | Chambers | Deck Size W x D inches (mm) | Dimensions* W x H x D inches (mm) | Thermostat Range F° (C°) | Ship Wt. lb (kg) | Price |
|-------|-------------|-----|-----------------|-------|----------|-----------------------------|---|--------------------------|------------------|-----------|
| 251 | 4N-251-F-N | NAT | 60,000 (17.58) | 1 | 1 | 36 x 34 1/2 (914 x 876) | 48" x 55.25" x 43" (1219 x 1403 x 1092) | 650 (343) | 943 (428) | \$31,171 |
| 251 | 4N-251-F-L | LP | 60,000 (17.58) | 1 | 1 | 36 x 34 1/2 (914 x 876) | 48" x 55.25" x 43" (1219 x 1403 x 1092) | 650 (343) | 943 (428) | \$31,171 |
| 252 | 4N-251-F-N | NAT | 120,000 (35.16) | 2 | 2 | 36 x 34 1/2 (914 x 876) | 48" x 66.5" x 43" (1219 x 1689 x 1092) | 650 (343) | 1772 (804) | \$62,341 |
| 252 | 4N-251-F-L | LP | 120,000 (35.16) | 2 | 2 | 36 x 34 1/2 (914 x 876) | 48" x 66.5" x 43" (1219 x 1689 x 1092) | 650 (343) | 1772 (804) | \$62,341 |
| 253 | 4N-251-F-N | NAT | 180,000 (52.80) | 3 | 3 | 36 x 34 1/2 (914 x 876) | 48" x 81.75" x 43" (1219 x 2076 x 1092) | 650 (343) | 2715 (1232) | \$93,511 |
| 253 | 4N-251-F-L | LP | 180,000 (52.80) | 3 | 3 | 36 x 34 1/2 (914 x 876) | 48" x 81.75" x 43" (1219 x 2076 x 1092) | 650 (343) | 2715 (1232) | \$93,511 |
| 351 | 4N-351-F-N | NAT | 70,000 (20.50) | 1 | 1 | 45 x 34 1/2 (1143 x 876) | 57" x 55.25" x 43" (1448 x 1403 x 1092) | 650 (343) | 1087 (493) | \$37,164 |
| 351 | 4N-351-F-L | LP | 70,000 (20.50) | 1 | 1 | 45 x 34 1/2 (1143 x 876) | 57" x 55.25" x 43" (1448 x 1403 x 1092) | 650 (343) | 1087 (493) | \$37,164 |
| 352 | 4N-351-F-N | NAT | 140,000 (41.00) | 2 | 2 | 45 x 34 1/2 (1143 x 876) | 57" x 66.5" x 43" (1448 x 1689 x 1092) | 650 (343) | 2060 (934) | \$74,328 |
| 352 | 4N-351-F-L | LP | 140,000 (41.00) | 2 | 2 | 45 x 34 1/2 (1143 x 876) | 57" x 66.5" x 43" (1448 x 1689 x 1092) | 650 (343) | 2060 (934) | \$74,328 |
| 353 | 4N-351-F-N | NAT | 210,000 (61.50) | 3 | 3 | 45 x 34 1/2 (1143 x 876) | 57" x 81.75" x 43" (1448 x 2076 x 1092) | 650 (343) | 3033 (1376) | \$111,492 |
| 353 | 4N-351-F-L | LP | 210,000 (61.50) | 3 | 3 | 45 x 34 1/2 (1143 x 876) | 57" x 81.75" x 43" (1448 x 2076 x 1092) | 650 (343) | 3033 (1376) | \$111,492 |
| 451 | 4N-451-F-N | NAT | 80,000 (23.44) | 1 | 1 | 54 x 34 1/2 (1372 x 876) | 66" x 55.25" x 43" (1676 x 1403 x 1092) | 650 (343) | 1259 (571) | \$39,420 |
| 451 | 4N-451-F-L | LP | 80,000 (23.44) | 1 | 1 | 54 x 34 1/2 (1372 x 876) | 66" x 55.25" x 43" (1676 x 1403 x 1092) | 650 (343) | 1259 (571) | \$39,420 |
| 452 | 4N-451-F-N | NAT | 160,000 (46.88) | 2 | 2 | 54 x 34 1/2 (1372 x 876) | 66" x 66.5" x 43" (1676 x 1689 x 1092) | 650 (343) | 2294 (1041) | \$78,840 |
| 452 | 4N-451-F-L | LP | 160,000 (46.88) | 2 | 2 | 54 x 34 1/2 (1372 x 876) | 66" x 66.5" x 43" (1676 x 1689 x 1092) | 650 (343) | 2294 (1041) | \$78,840 |
| 453 | 4N-451-F-N | NAT | 240,000 (70.20) | 3 | 3 | 54 x 34 1/2 (1372 x 876) | 66" x 81.75" x 43" (1676 x 2076 x 1092) | 650 (343) | 3327 (1510) | \$118,260 |
| 453 | 4N-451-F-L | LP | 240,000 (70.20) | 3 | 3 | 54 x 34 1/2 (1372 x 876) | 66" x 81.75" x 43" (1676 x 2076 x 1092) | 650 (343) | 3327 (1510) | \$118,260 |

* Height includes 30" (762 mm) standard legs on models 251, 351, and 451. * Height includes 16" (406 mm) standard legs on models 252, 352, and 452.
* Height includes 6" (152 mm) standard legs on models 253, 353 and 453. Shipping weight includes decks and legs.

Y-600 Series - 8" Deck Heights Gas Deck Ovens

Best Selling Deck Ovens in the World!

The Y-600 is the best selling deck oven/pizza oven in the world! Designed for high volume, quality pizza baking, Y-600 deck pizza ovens feature Fibrament™ decks and unique microslide top & bottom heat controls.

Y-600 models have 120,000 BTUH per deck and may be stacked two-high or as a lower-deck to our IL Forno Classico FC-616. Stainless steel exteriors standard. Natural or LP gas. Legs and flue included at N/C.

FOB Bakers Pride, Freight Class 77.5.



DECK/PIZZA
Y-600



Y-600 Series - 8" Deck Heights Gas Deck Ovens

| Model | Part Number | Gas | BTUH (KW) | Decks | Chambers | Deck Size W x D inches (mm) | Dimensions* W x H x D inches (mm) | Thermostat Range F° (C°) | Ship Wt. lb (kg) | Price |
|---------|-------------|-----|-----------------|-------|----------|-----------------------------------|---|--------------------------------|------------------------|----------|
| Y-600 | 4N-Y6S-FSN | NAT | 120,000 (35.15) | 1 | 1 | 60 x 36 (1524 x 914) | 78" x 55" x 43" (1981 x 1397 x 1092) | 650 (343) | 1338 (607) | \$41,132 |
| Y-600 | 4N-Y6S-FSL | LP | 120,000 (35.15) | 1 | 1 | 60 x 36 (1524 x 914) | 78" x 55" x 43" (1981 x 1397 x 1092) | 650 (343) | 1338 (607) | \$41,132 |
| Y-602 | 4N-Y6S-FSN | NAT | 240,000 (70.30) | 2 | 2 | 60 x 36 (1524 x 914) | 78" x 66" x 43" (1981 x 1676 x 1092) | 650 (343) | 2676 (1214) | \$82,263 |
| Y-602 | 4N-Y6S-FSL | LP | 240,000 (70.30) | 2 | 2 | 60 x 36 (1524 x 914) | 78" x 66" x 43" (1981 x 1676 x 1092) | 650 (343) | 2676 (1214) | \$82,263 |
| Y-600BL | 4N-Y6B-FSN | NAT | 120,000 (35.15) | 1 | 1 | 60 x 36 (1524 x 914) | 78" x 55" x 43" (1981 x 1397 x 1092) | 650 (343) | 1585 (626) | \$41,628 |
| Y-600BL | 4N-Y6B-FSL | LP | 120,000 (35.15) | 1 | 1 | 60 x 36 (1524 x 914) | 78" x 55" x 43" (1981 x 1397 x 1092) | 650 (343) | 1585 (626) | \$41,628 |
| Y-602BL | 4N-Y6B-FSN | NAT | 240,000 (70.30) | 2 | 2 | 60 x 36 (1524 x 914) | 78" x 66" x 43" (1981 x 1676 x 1092) | 650 (343) | 3041 (1264) | \$83,255 |
| Y-602BL | 4N-Y6B-FSL | LP | 240,000 (70.30) | 2 | 2 | 60 x 36 (1524 x 914) | 78" x 66" x 43" (1981 x 1676 x 1092) | 650 (343) | 3041 (1264) | \$83,255 |

* Height includes 30" (762 mm) standard legs on Y-600. * Height includes 16" (406 mm) standard legs on Y-602.

* Shipping weight includes decks and legs

* Y600 Series models do not qualify for lift gate delivery due to size



DECK/PIZZA
Y-602



video: **Chef Frank's Y-Series overview**

<https://youtu.be/n0znWHcFgiQ>

Y-800 Series - 8" Deck Height Gas Deck Ovens

Bakers Pride Y-800 deck/pizza ovens are designed for high volume, quality pizza baking, they feature Fibrament™ hearth decks and unique microslide top & bottom heat controls.

Y-800 models feature 120,000 BTUH per deck and may be stacked two-high or, as a lower-deck to our IL Forno Classico FC-816. Stainless steel exteriors standard.

Natural or LP gas. Legs and flue included at N/C.
FOB Bakers Pride Dock, Freight Class 77.5.



DECK/PIZZA
Y-800

Y-800 Series - 8" Deck Height Gas Deck Ovens

| Model | Part Number | Gas | BTUH (KW) | Decks | Chambers | Deck Size W x D inches (mm) | Dimensions* W x H x D inches (mm) | Thermostat Range F° (C°) | Ship Wt. lb (kg) | Price |
|---------|-------------|-----|-----------------|-------|----------|-----------------------------|--------------------------------------|--------------------------|------------------|----------|
| Y-800 | 4N-Y8S-FSN | NAT | 120,000 (35.15) | 1 | 1 | 66 x 44 (1676 x 1118) | 84" x 55" x 51" (2134 x 1397 x 1295) | 650 (343) | 1542 (700) | \$45,816 |
| Y-800 | 4N-Y8S-FSL | LP | 120,000 (35.15) | 1 | 1 | 66 x 44 (1676 x 1118) | 84" x 55" x 51" (2134 x 1397 x 1295) | 650 (343) | 1542 (700) | \$45,816 |
| Y-802 | 4N-Y8S-FSN | NAT | 240,000 (70.30) | 2 | 2 | 66 x 44 (1676 x 1118) | 84" x 66" x 51" (2134 x 1676 x 1295) | 650 (343) | 3084 (1397) | \$91,631 |
| Y-802 | 4N-Y8S-FSL | LP | 240,000 (70.30) | 2 | 2 | 66 x 44 (1676 x 1118) | 84" x 66" x 51" (2134 x 1676 x 1295) | 650 (343) | 3084 (1397) | \$91,631 |
| Y-800BL | 4N-Y8B-FSN | NAT | 120,000 (35.15) | 1 | 1 | 66 x 44 (1676 x 1118) | 84" x 55" x 51" (2134 x 1397 x 1295) | 650 (343) | 1804 (726) | \$49,190 |
| Y-800BL | 4N-Y8B-FSL | LP | 120,000 (35.15) | 1 | 1 | 66 x 44 (1676 x 1118) | 84" x 55" x 51" (2134 x 1397 x 1295) | 650 (343) | 1804 (726) | \$49,190 |
| Y-802BL | 4N-Y8B-FSN | NAT | 240,000 (70.30) | 2 | 2 | 66 x 44 (1676 x 1118) | 84" x 66" x 51" (2134 x 1676 x 1295) | 650 (343) | 3485 (1397) | \$98,379 |
| Y-802BL | 4N-Y8B-FSL | LP | 240,000 (70.30) | 2 | 2 | 66 x 44 (1676 x 1118) | 84" x 66" x 51" (2134 x 1676 x 1295) | 650 (343) | 3485 (1397) | \$98,379 |

- * Height includes 30" (762 mm) standard legs on Y-800.
- * Height includes 16" (406 mm) standard legs on Y-802.
- * Shipping weight includes decks and legs.
- * Y800 Series models do not include lift gate delivery due to size.



DECK/PIZZA
Y-802



EP Series - 7" Deck Height Electric Deck Ovens - Deck: 38" W x 36" D

Bakers Pride® EP Series electric deck ovens feature “U” shaped elements, top & bottom, spaced every 9 1/2". These EP models feature infinite top and bottom heat controls for uniform and consistent temperatures.

With a 7" deck height, these electric ovens may be mixed or matched for pizza and baking applications while they deliver perfectly balanced results.

EP Series feature ceramic hearth decks

Standard and international voltages available. 1Ø or 3Ø available.
Casters available. FOB Bakers Pride Dock, Freight Class 77.5.

7" PIZZA



ELEC. DECK/PIZZA
EP-2-8-3836

57" WIDE DECK
MODELS AVAILABLE,
LISTED ON NEXT PAGE

7" Deck Height - PIZZA OVENS - EP Series, Electric (Deck Size: 38" W x 36" D)

| Model | Part Number | Electrical Volts, Phase, W | Decks | Chambers | Deck Size W x D inches (mm) | Dimensions* W x H x D inches (mm) | Thermostat Range F° (C°) | Ship Wt. lb (kg) |
|-------------|-------------|----------------------------------|-------|----------|-----------------------------------|---|--------------------------------|---------------------|
| EP-1-8-3836 | 4N-EP8C38-2 | 208V, 1Ph, 8,000W | 1 | 1 | 38 x 36 (965 x 914) | 55" x 54" x 43" (1397 x 1372 x 1092) | 650 (343) | 600 (273) |
| EP-1-8-3836 | 4N-EP8C38-3 | 208, 3Ph, 8,000W | 1 | 1 | 38 x 36 (965 x 914) | 55" x 54" x 43" (1397 x 1372 x 1092) | 650 (343) | 600 (273) |
| EP-1-8-3836 | 4N-EP8C38-4 | 220/240V, 1Ph, 8,000W | 1 | 1 | 38 x 36 (965 x 914) | 55" x 54" x 43" (1397 x 1372 x 1092) | 650 (343) | 600 (273) |
| EP-1-8-3836 | 4N-EP8C38-5 | 220/240V, 3Ph, 8,000W | 1 | 1 | 38 x 36 (965 x 914) | 55" x 54" x 43" (1397 x 1372 x 1092) | 650 (343) | 600 (273) |
| EP-2-8-3836 | 4N-EP8C38-2 | 208V, 1PH,16,000W | 2 | 2 | 38 x 36 (965 x 914) | 55" x 66" x 43" (1397 x 1676 x 1092) | 650 (343) | 1200 (546) |
| EP-2-8-3836 | 4N-EP8C38-3 | 208V, 3PH,16,000W | 2 | 2 | 38 x 36 (965 x 914) | 55" x 66" x 43" (1397 x 1676 x 1092) | 650 (343) | 1200 (546) |
| EP-2-8-3836 | 4N-EP8C38-4 | 220/240V, 1Ph, 16,000W | 2 | 2 | 38 x 36 (965 x 914) | 55" x 66" x 43" (1397 x 1676 x 1092) | 650 (343) | 1200 (546) |
| EP-2-8-3836 | 4N-EP8C38-5 | 220-240V, 3Ph, 16,000W | 2 | 2 | 38 x 36 (965 x 914) | 55" x 66" x 43" (1397 x 1676 x 1092) | 650 (343) | 1200 (546) |
| EP-3-8-3836 | 4N-EP8C38-2 | 208V, 1Ph, 24,000W | 3 | 3 | 38 x 36 (965 x 914) | 55" x 66" x 43" (1397 x 1676 x 1092) | 650 (343) | 1800 (819) |
| EP-3-8-3836 | 4N-EP8C38-3 | 208V, 3Ph, 24,000W | 3 | 3 | 38 x 36 (965 x 914) | 55" x 66" x 43" (1397 x 1676 x 1092) | 650 (343) | 1800 (819) |
| EP-3-8-3836 | 4N-EP8C38-4 | 220/240V, 1Ph, 24,000W | 3 | 3 | 38 x 36 (965 x 914) | 55" x 66" x 43" (1397 x 1676 x 1092) | 650 (343) | 1800 (819) |
| EP-3-8-3836 | 4N-EP8C38-5 | 220/240V, 3Ph, 24,000W | 3 | 3 | 38 x 36 (965 x 914) | 55" x 66" x 43" (1397 x 1676 x 1092) | 650 (343) | 1800 (819) |

* Height includes 36" (914 mm) standard legs on single decks.
 * Height includes 30" (762 mm) standard legs on double decks with 8" deck heights.
 * Height includes 24" (610 mm) standard legs on double decks with 12" deck heights.
 * Height includes 12" (305 mm) standard legs on triple decks with 8" deck heights.
 * Height includes 6" (152 mm) standard legs on triple decks with 12" deck heights.
 Shipping weight includes decks and legs. EP 7" Pizza Models include ceramic decks.

EP Series - 7" Deck Height Electric Deck Ovens - Deck: 57" W x 36" D

Bakers Pride® EP Series electric deck ovens feature "U" shaped elements, top & bottom, spaced every 9 1/2". These EP models feature infinite top and bottom heat controls for uniform and consistent temperatures.

With a 7" deck height, these electric ovens may be mixed or matched for pizza and baking applications while they deliver perfectly balanced results.

EP Series feature ceramic hearth decks

Standard and international voltages available. 1Ø or 3Ø available. Casters available. FOB Bakers Pride Dock, Freight Class 77.5.



7" PIZZA

7" Deck Height - PIZZA OVENS - EP Series, Electric (Deck Size: 57" W x 36" D)

38" WIDE DECK
MODELS AVAILABLE,
MODELS LISTED ON
PREVIOUS PAGE

| Model | Part Number | Electrical Volts, Phase, W | Decks | Chambers | Deck Size W x D inches (mm) | Dimensions* W x H x D inches (mm) | Thermostat Range F° (C°) | Ship Wt. lb (kg) |
|-------------|-------------|-------------------------------|-------|----------|-----------------------------------|---|--------------------------------|---------------------|
| EP-1-8-5736 | 4N-EP8C57-2 | 208V, 1Ph, 12,000W | 1 | 1 | 57 x 36 (1448 x 914) | 74" x 56" x 43" (1880 x 1422 x 1092) | 650 (343) | 750 (341) |
| EP-1-8-5736 | 4N-EP8C57-3 | 208V, 3Ph, 12,000W | 1 | 1 | 57 x 36 (1448 x 914) | 74" x 56" x 43" (1880 x 1422 x 1092) | 650 (343) | 750 (341) |
| EP-1-8-5736 | 4N-EP8C57-4 | 220/240V, 1Ph, 12,000W | 1 | 1 | 57 x 36 (1448 x 914) | 74" x 56" x 43" (1880 x 1422 x 1092) | 650 (343) | 750 (341) |
| EP-1-8-5736 | 4N-EP8C57-5 | 220/240V, 3Ph, 12,000W | 1 | 1 | 57 x 36 (1448 x 914) | 74" x 56" x 43" (1880 x 1422 x 1092) | 650 (343) | 750 (341) |
| EP-2-8-5736 | 4N-EP8C57-2 | 208V, 1Ph, 24,000W | 2 | 2 | 57 x 36 (1448 x 914) | 74" x 66" x 43" (1880 x 1676 x 1092) | 650 (343) | 1500 (682) |
| EP-2-8-5736 | 4N-EP8C57-3 | 208V, 3Ph, 24,000W | 2 | 2 | 57 x 36 (1448 x 914) | 74" x 66" x 43" (1880 x 1676 x 1092) | 650 (343) | 1500 (682) |
| EP-2-8-5736 | 4N-EP8C57-4 | 220/240V, 1Ph, 24,000W | 2 | 2 | 57 x 36 (1448 x 914) | 74" x 66" x 43" (1880 x 1676 x 1092) | 650 (343) | 1500 (682) |
| EP-2-8-5736 | 4N-EP8C57-5 | 220/240V, 3Ph, 24,000W | 2 | 2 | 57 x 36 (1448 x 914) | 74" x 66" x 43" (1880 x 1676 x 1092) | 650 (343) | 1500 (682) |
| EP-3-8-5736 | 4N-EP8C57-2 | 208V, 1Ph, 36,000W | 3 | 3 | 57 x 36 (1448 x 914) | 74" x 66" x 43" (1880 x 1676 x 1092) | 650 (343) | 2250 (1023) |
| EP-3-8-5736 | 4N-EP8C57-3 | 208V, 3Ph, 36,000W | 3 | 3 | 57 x 36 (1448 x 914) | 74" x 66" x 43" (1880 x 1676 x 1092) | 650 (343) | 2250 (1023) |
| EP-3-8-5736 | 4N-EP8C57-4 | 220/240V, 1Ph, 36,000W | 3 | 3 | 57 x 36 (1448 x 914) | 74" x 66" x 43" (1880 x 1676 x 1092) | 650 (343) | 2250 (1023) |
| EP-3-8-5736 | 4N-EP8C57-5 | 220/240V, 3Ph, 36,000W | 3 | 3 | 57 x 36 (1448 x 914) | 74" x 66" x 43" (1880 x 1676 x 1092) | 650 (343) | 2250 (1023) |

* Height includes 36" (914 mm) standard legs on single decks.
 * Height includes 30" (762 mm) standard legs on double decks with 8" deck heights.
 * Height includes 24" (610mm) standard legs on double decks with 12" deck heights.
 * Height includes 12" (305 mm) standard legs on triple decks with 8" deck heights.
 * Height includes 6" (152 mm) standard legs on triple decks with 12" deck heights.
 Shipping Class #85 — Shipping weight includes decks and legs. EP Pizza Models include ceramic decks

EB Series - 8" Deck Height Electric Deck Ovens - Deck: 38" W x 36" D

Bakers Pride® EB Series electric deck ovens feature “U” shaped elements, top & bottom, spaced every 9 1/2". EB models feature infinite top and bottom heat controls for uniform & consistent temperatures. With an 8" deck height, these electric ovens may be mixed or matched for baking and pizza applications while they deliver perfectly balanced results.

EB Series feature standard steel decks

Standard and international voltages available. 1Ø or 3Ø available. Casters available. FOB Bakers Pride Dock, Freight Class 77.5.



ELEC. DECK/PIZZA
EB-1-8-3836

57" WIDE DECK
MODELS AVAILABLE,
LISTED ON NEXT PAGE

8" BAKING

8" Deck Height - BAKING OVENS - EB Series, Electric (Deck Size: 38" W x 36" D)

| Model | Part Number | Electrical Volts, Phase, W | Decks | Chambers | Deck Size W x D inches (mm) | Dimensions* W x H x D inches (mm) | Thermostat Range F° (C°) | Ship Wt. lb (kg) |
|-------------|-------------|----------------------------------|-------|----------|-----------------------------------|---|--------------------------------|---------------------|
| EB-1-8-3836 | 4N-EB8S38-2 | 208V, 1Ph, 8,000W | 1 | 1 | 38 x 36 (965 x 914) | 55" x 56" x 43" (1397 x 1422 x 1092) | 550 (288) | 600 (273) |
| EB-1-8-3836 | 4N-EB8S38-3 | 208, 3Ph, 8,000W | 1 | 1 | 38 x 36 (965 x 914) | 55" x 56" x 43" (1397 x 1422 x 1092) | 550 (288) | 600 (273) |
| EB-1-8-3836 | 4N-EB8S38-4 | 220/240V, 1Ph, 8,000W | 1 | 1 | 38 x 36 (965 x 914) | 55" x 56" x 43" (1397 x 1422 x 1092) | 550 (288) | 600 (273) |
| EB-1-8-3836 | 4N-EB8S38-5 | 220/240V, 3Ph, 8,000W | 1 | 1 | 38 x 36 (965 x 914) | 55" x 56" x 43" (1397 x 1422 x 1092) | 550 (288) | 600 (273) |
| EB-2-8-3836 | 4N-EB8S38-2 | 208V, 1PH,16,000W | 2 | 2 | 38 x 36 (965 x 914) | 55" x 66" x 43" (1397 x 1676 x 1092) | 550 (288) | 1200 (546) |
| EB-2-8-3836 | 4N-EB8S38-3 | 208V, 3PH,16,000W | 2 | 2 | 38 x 36 (965 x 914) | 55" x 66" x 43" (1397 x 1676 x 1092) | 550 (288) | 1200 (546) |
| EB-2-8-3836 | 4N-EB8S38-4 | 220/240V, 1Ph, 16,000W | 2 | 2 | 38 x 36 (965 x 914) | 55" x 66" x 43" (1397 x 1676 x 1092) | 550 (288) | 1200 (546) |
| EB-2-8-3836 | 4N-EB8S38-5 | 220/240V, 3Ph, 16,000W | 2 | 2 | 38 x 36 (965 x 914) | 55" x 66" x 43" (1397 x 1676 x 1092) | 550 (288) | 1200 (546) |
| EB-3-8-3836 | 4N-EB8S38-2 | 208V, 1Ph, 24,000W | 3 | 3 | 38 x 36 (965 x 914) | 55" x 66" x 43" (1397 x 1676 x 1092) | 550 (288) | 1800 (819) |
| EB-3-8-3836 | 4N-EB8S38-3 | 208V, 3Ph, 24,000W | 3 | 3 | 38 x 36 (965 x 914) | 55" x 66" x 43" (1397 x 1676 x 1092) | 550 (288) | 1800 (819) |
| EB-3-8-3836 | 4N-EB8S38-4 | 220/240V, 1Ph, 24,000W | 3 | 3 | 38 x 36 (965 x 914) | 55" x 66" x 43" (1397 x 1676 x 1092) | 550 (288) | 1800 (819) |
| EB-3-8-3836 | 4N-EB8S38-5 | 220/240V, 3Ph, 24,000W | 3 | 3 | 38 x 36 (965 x 914) | 55" x 66" x 43" (1397 x 1676 x 1092) | 550 (288) | 1800 (819) |

- * Height includes 36" (914 mm) standard legs on single decks.
 - * Height includes 30" (762 mm) standard legs on double decks with 8" deck heights.
 - * Height includes 24" (610 mm) standard legs on double decks with 12" deck heights.
 - * Height includes 12" (305 mm) standard legs on triple decks with 8" deck heights.
 - * Height includes 6" (152 mm) standard legs on triple decks with 12" deck heights.
- Shipping weight includes decks and legs. EB Bake models include steel decks.



ELEC.
DECK/PIZZA
EB-3-8-5736

EB Series - 8" Deck Height Electric Deck Ovens - Deck: 57" W x 36" D

Bakers Pride® EB Series electric deck ovens feature “U” shaped elements, top & bottom, spaced every 9 1/2". EB models feature infinite top and bottom heat controls for uniform and consistent temperatures. With an 8" deck height, these electric ovens may be mixed or matched for baking and pizza applications while they deliver perfectly balanced results.

EB Series feature standard steel decks

Standard and international voltages available. 1Ø or 3Ø available. Casters available. FOB Bakers Pride Dock, Freight Class 77.5.



ELEC. DECK/PIZZA
EB-2-8-3836

8" BAKING



38" WIDE DECK
MODELS AVAILABLE,
MODELS LISTED ON
PREVIOUS PAGE

⚡ 8" Deck Height - BAKING OVENS - EB Series, Electric (Deck Size: 57" W x 36" D)

| Model | Part Number | Electrical Volts, Phase, W | Decks | Chambers | Deck Size W x D inches (mm) | Dimensions* W x H x D inches (mm) | Thermostat Range F° (C°) | Ship Wt. lb (kg) |
|-------------|-------------|----------------------------------|-------|----------|-----------------------------------|---|--------------------------------|---------------------|
| EB-1-8-5736 | 4N-EB8S57-2 | 208V, 1Ph, 12,000W | 1 | 1 | 57 x 36 (1448 x 914) | 74" x 56" x 43" (1880 x 1422 x 1092) | 550 (288) | 750 (341) |
| EB-1-8-5736 | 4N-EB8S57-3 | 208V, 3Ph, 12,000W | 1 | 1 | 57 x 36 (1448 x 914) | 74" x 56" x 43" (1880 x 1422 x 1092) | 550 (288) | 750 (341) |
| EB-1-8-5736 | 4N-EB8S57-4 | 220/240V, 1Ph, 12,000W | 1 | 1 | 57 x 36 (1448 x 914) | 74" x 56" x 43" (1880 x 1422 x 1092) | 550 (288) | 750 (341) |
| EB-1-8-5736 | 4N-EB8S57-5 | 220/240V, 3Ph, 12,000W | 1 | 1 | 57 x 36 (1448 x 914) | 74" x 56" x 43" (1880 x 1422 x 1092) | 550 (288) | 750 (341) |
| EB-2-8-5736 | 4N-EB8S57-2 | 208V, 1Ph, 24,000W | 2 | 2 | 57 x 36 (1448 x 914) | 74" x 66" x 43" (1880 x 1676 x 1092) | 550 (288) | 1500 (682) |
| EB-2-8-5736 | 4N-EB8S57-3 | 208V, 3Ph, 24,000W | 2 | 2 | 57 x 36 (1448 x 914) | 74" x 66" x 43" (1880 x 1676 x 1092) | 550 (288) | 1500 (682) |
| EB-2-8-5736 | 4N-EB8S57-4 | 220/240V, 1Ph, 24,000W | 2 | 2 | 57 x 36 (1448 x 914) | 74" x 66" x 43" (1880 x 1676 x 1092) | 550 (288) | 1500 (682) |
| EB-2-8-5736 | 4N-EB8S57-5 | 220/240V, 3Ph, 24,000W | 2 | 2 | 57 x 36 (1448 x 914) | 74" x 66" x 43" (1880 x 1676 x 1092) | 550 (288) | 1500 (682) |
| EB-3-8-5736 | 4N-EB8S57-2 | 208V, 1Ph, 36,000W | 3 | 3 | 57 x 36 (1448 x 914) | 74" x 66" x 43" (1880 x 1676 x 1092) | 550 (288) | 2250 (1023) |
| EB-3-8-5736 | 4N-EB8S57-3 | 208V, 3Ph, 36,000W | 3 | 3 | 57 x 36 (1448 x 914) | 74" x 66" x 43" (1880 x 1676 x 1092) | 550 (288) | 2250 (1023) |
| EB-3-8-5736 | 4N-EB8S57-4 | 220/240V, 1Ph, 36,000W | 3 | 3 | 57 x 36 (1448 x 914) | 74" x 66" x 43" (1880 x 1676 x 1092) | 550 (288) | 2250 (1023) |
| EB-3-8-5736 | 4N-EB8S57-5 | 220/240V, 3Ph, 36,000W | 3 | 3 | 57 x 36 (1448 x 914) | 74" x 66" x 43" (1880 x 1676 x 1092) | 550 (288) | 2250 (1023) |

* Height includes 36" (914 mm) standard legs on single decks.
 * Height includes 30" (762 mm) standard legs on double decks with 8" deck heights.
 * Height includes 24" (610 mm) standard legs on double decks with 12" deck heights.
 * Height includes 12" (305 mm) standard legs on triple decks with 8" deck heights.
 * Height includes 6" (152 mm) standard legs on triple decks with 12" deck heights.
 Shipping weight includes decks and legs. EB Bake models include steel decks.

ER Series - 12" Deck Height Electric Deck Ovens - Deck: 38" W x 36" D

Bakers Pride® ER Series electric deck ovens feature "U" shaped elements, top & bottom, spaced every 9 1/2". ER models feature infinite top and bottom heat controls for uniform and consistent temperatures. With a larger 12" deck height, these electric ovens may be mixed or matched for baking & roasting applications while they deliver perfectly balanced results.

ER Series feature standard steel decks

Standard and international voltages available. 1Ø or 3Ø available. Casters available. FOB Bakers Pride Dock, Freight Class 77.5.



57" WIDE DECK
MODELS AVAILABLE,
LISTED ON NEXT PAGE

12" BAKING & ROASTING

⚡ 12" Deck Height - BAKING & ROASTING OVENS - ER Series, Electric (Deck Size: 38" W x 36" D)

| Model | Part Number | Electrical Volts, Phase, W | Decks | Chambers | Deck Size W x D inches (mm) | Dimensions* W x H x D inches (mm) | Thermostat Range F° (C°) | Ship Wt. lb (kg) |
|--------------|--------------|-------------------------------|-------|----------|-----------------------------------|---|--------------------------------|---------------------|
| ER-1-12-3836 | 4N-ER12S38-2 | 208V, 1Ph, 8,000W | 1 | 1 | 38 x 36 (965 x 914) | 55" x 60" x 43" (1397 x 1524 x 1092) | 550 (288) | 700 (318) |
| ER-1-12-3836 | 4N-ER12S38-3 | 208, 3Ph, 8,000W | 1 | 1 | 38 x 36 (965 x 914) | 55" x 60" x 43" (1397 x 1524 x 1092) | 550 (288) | 700 (318) |
| ER-1-12-3836 | 4N-ER12S38-4 | 220/240V, 1Ph, 8,000W | 1 | 1 | 38 x 36 (965 x 914) | 55" x 60" x 43" (1397 x 1524 x 1092) | 550 (288) | 700 (318) |
| ER-1-12-3836 | 4N-ER12S38-5 | 220/240V, 3Ph, 8,000W | 1 | 1 | 38 x 36 (965 x 914) | 55" x 60" x 43" (1397 x 1524 x 1092) | 550 (288) | 700 (318) |
| ER-2-12-3836 | 4N-ER12S38-2 | 208V, 1PH,16,000W | 2 | 2 | 38 x 36 (965 x 914) | 55" x 68" x 43" (1397 x 1727 x 1092) | 550 (288) | 1400 (636) |
| ER-2-12-3836 | 4N-ER12S38-3 | 208V, 3PH,16,000W | 2 | 2 | 38 x 36 (965 x 914) | 55" x 68" x 43" (1397 x 1727 x 1092) | 550 (288) | 1400 (636) |
| ER-2-12-3836 | 4N-ER12S38-4 | 220/240V, 1Ph, 16,000W | 2 | 2 | 38 x 36 (965 x 914) | 55" x 68" x 43" (1397 x 1727 x 1092) | 550 (288) | 1400 (636) |
| ER-2-12-3836 | 4N-ER12S38-5 | 220/240V, 3Ph, 16,000W | 2 | 2 | 38 x 36 (965 x 914) | 55" x 68" x 43" (1397 x 1727 x 1092) | 550 (288) | 1400 (636) |
| ER-3-12-3836 | 4N-ER12S38-2 | 208V, 1Ph, 24,000W | 3 | 3 | 38 x 36 (965 x 914) | 55" x 72" x 43" (1397 x 1829 x 1092) | 550 (288) | 2100 (954) |
| ER-3-12-3836 | 4N-ER12S38-3 | 208V, 3Ph, 24,000W | 3 | 3 | 38 x 36 (965 x 914) | 55" x 72" x 43" (1397 x 1829 x 1092) | 550 (288) | 2100 (954) |
| ER-3-12-3836 | 4N-ER12S38-4 | 220/240V, 1Ph, 24,000W | 3 | 3 | 38 x 36 (965 x 914) | 55" x 72" x 43" (1397 x 1829 x 1092) | 550 (288) | 2100 (954) |
| ER-3-12-3836 | 4N-ER12S38-5 | 220/240V, 3Ph, 24,000W | 3 | 3 | 38 x 36 (965 x 914) | 55" x 72" x 43" (1397 x 1829 x 1092) | 550 (288) | 2100 (954) |

* Height includes 36" (914 mm) standard legs on single decks.
 * Height includes 30" (762 mm) standard legs on double decks with 8" deck heights.
 * Height includes 24" (610 mm) standard legs on double decks with 12" deck heights.
 * Height includes 12" (305 mm) standard legs on triple decks with 8" deck heights.
 * Height includes 6" (152 mm) standard legs on triple decks with 12" deck heights.
 Shipping weight includes decks and legs. ER Bake & Roast Models include steel decks.

ER Series - 12" Deck Height Electric Deck Ovens - Deck: 57" W x 36" D

Bakers Pride® ER Series electric deck ovens feature “U” shaped elements, top & bottom, spaced every 9 1/2". ER models feature infinite top and bottom heat controls for uniform and consistent temperatures. With larger 12" deck height, these electric ovens may be mixed or matched for baking & roasting applications while they deliver perfectly balanced results.

ER Series feature standard steel decks

Standard and international voltages available. 1Ø or 3Ø available. Casters available. FOB Bakers Pride Dock, Freight Class 77.5.



ELEC. DECK/PIZZA
ER-2-12-5736

12" BAKING & ROASTING



⚡ 12" Deck Height - BAKING & ROASTING OVENS - ER Series, Electric (Deck Size: 57" W x 36" D)

| Model | Part Number | Electrical Volts, Phase, W | Decks | Chambers | Deck Size W x D inches (mm) | Dimensions* W x H x D inches (mm) | Thermostat Range F° (C°) | Ship Wt. lb (kg) |
|--------------|--------------|-------------------------------|-------|----------|-----------------------------------|---|--------------------------------|------------------------|
| ER-1-12-5736 | 4N-ER12S57-2 | 208V, 1Ph, 12,000W | 1 | 1 | 57 x 36 (1448 x 914) | 74" x 60" x 43" (1880 x 1524 x 1092) | 550 (288) | 700 (318) |
| ER-1-12-5736 | 4N-ER12S57-3 | 208V, 3Ph, 12,000W | 1 | 1 | 57 x 36 (1448 x 914) | 74" x 60" x 43" (1880 x 1524 x 1092) | 550 (288) | 700 (318) |
| ER-1-12-5736 | 4N-ER12S57-4 | 220/240V, 1Ph, 12,000W | 1 | 1 | 57 x 36 (1448 x 914) | 74" x 60" x 43" (1880 x 1524 x 1092) | 550 (288) | 700 (318) |
| ER-1-12-5736 | 4N-ER12S57-5 | 220/240V, 3Ph, 12,000W | 1 | 1 | 57 x 36 (1448 x 914) | 74" x 60" x 43" (1880 x 1524 x 1092) | 550 (288) | 700 (318) |
| ER-2-12-5736 | 4N-ER12S57-2 | 208V, 1Ph, 24,000W | 2 | 2 | 57 x 36 (1448 x 914) | 74" x 68" x 43" (1880 x 1727 x 1092) | 550 (288) | 1400 (636) |
| ER-2-12-5736 | 4N-ER12S57-3 | 208V, 3Ph, 24,000W | 2 | 2 | 57 x 36 (1448 x 914) | 74" x 68" x 43" (1880 x 1727 x 1092) | 550 (288) | 1400 (636) |
| ER-2-12-5736 | 4N-ER12S57-4 | 220/240V, 1Ph, 24,000W | 2 | 2 | 57 x 36 (1448 x 914) | 74" x 68" x 43" (1880 x 1727 x 1092) | 550 (288) | 1400 (636) |
| ER-2-12-5736 | 4N-ER12S57-5 | 220/240V, 3Ph, 24,000W | 2 | 2 | 57 x 36 (1448 x 914) | 74" x 68" x 43" (1880 x 1727 x 1092) | 550 (288) | 1400 (636) |
| ER-3-12-5736 | 4N-ER12S57-2 | 208V, 1Ph, 36,000W | 3 | 3 | 57 x 36 (1448 x 914) | 74" x 72" x 43" (1880 x 1829 x 1092) | 550 (288) | 2100 (953) |
| ER-3-12-5736 | 4N-ER12S57-3 | 208V, 3Ph, 36,000W | 3 | 3 | 57 x 36 (1448 x 914) | 74" x 72" x 43" (1880 x 1829 x 1092) | 550 (288) | 2100 (953) |
| ER-3-12-5736 | 4N-ER12S57-4 | 220/240V, 1Ph, 36,000W | 3 | 3 | 57 x 36 (1448 x 914) | 74" x 72" x 43" (1880 x 1829 x 1092) | 550 (288) | 2100 (953) |
| ER-3-12-5736 | 4N-ER12S57-5 | 220/240V, 3Ph, 36,000W | 3 | 3 | 57 x 36 (1448 x 914) | 74" x 72" x 43" (1880 x 1829 x 1092) | 550 (288) | 2100 (953) |

* Height includes 36" (914 mm) standard legs on single decks.
 * Height includes 30" (762 mm) standard legs on double decks with 8" deck heights.
 * Height includes 24" (610 mm) standard legs on double decks with 12" deck heights.
 * Height includes 12" (305 mm) standard legs on triple decks with 8" deck heights.
 * Height includes 6" (152 mm) standard legs on triple decks with 12" deck heights.
 Shipping weight includes decks and legs. ER Bake & Roast Models include steel decks.

38" WIDE DECK
MODELS AVAILABLE,
MODELS LISTED ON
PREVIOUS PAGE

DECK OVEN/IL FORNO ACCESSORIES & OPTIONS

Deck Oven Accessories & Options

| Part Number | Description | |
|-------------|---------------------------------|--|
| R3002Y | Direct Vent Flue | Gas Models Only |
| Contact CC | Automatic Oven Starter | Gas Models only – Order 1 per deck – Comes with 120V plug |
| Contact CC | Side Mounted Controls | Specify when ordering – DS-805, Y-600, Y-800 and IL Forno Only |
| Contact CC | 5-Hour Timer | EB/ER-3836 and 5736 models only – n/a on EP models per deck |
| T5149X | Deck Brush & Scraper (T5149X) | 48" Long with wood handle |
| T5107Y | Deck Brush & Scraper (T5107Y) | 2" High for countertop ovens |
| A4770U | Natural Woodsmoke Essence Boxes | Stainless Steel wood chip box |

IL Forno Accessories & Options

| Part Number | Description | |
|-------------|----------------------------------|---------------------------------------|
| A4770U | Natural Wood Smoke Essence Boxes | Each Box – Perforated stainless boxes |

Deck Oven Leg Guide

| Notes | |
|---|---|
| Standard Heights | 6" (152mm); 12" (305mm); 16" (406mm); 24" (610mm); 30" (762mm); 36" (914mm) |
| Standard Legs | Standard legs when purchased separately |
| NOTE: Standard height legs N/C when purchased with oven(s). Specify size when ordering. | |

Legs & Casters for Deck Ovens

| Part Number | Casters/Legs |
|-------------|--------------------|
| LRGASOPT-02 | 6" Casters |
| S1019Y | 6" Legs |
| S1089Y | 12" Legs w/Casters |
| S1018Y | 12" Legs |
| S1119Y | 16" Legs w/Casters |
| S1003Y | 16" Legs |
| S1251Y | 24" Legs |
| S1120Y | 30" Legs w/Casters |
| S1004Y | 30" Legs |
| S1407Y | 36" Legs w/Casters |

DECK OVEN REPLACEMENT DECKS | CORDIERITE

Cordierite (Deck Oven) Replacement Decks

| Oven Model | Part Number | Each/Per Set | Deck Thickness inches | Ceramic Decks Per Oven* | Deck Size inches | Single-piece Ship Weight lb (kg) | SET of Decks* Ship Weight lb (kg) |
|----------------------------------|-------------|--------------|-----------------------|-------------------------|------------------|----------------------------------|-----------------------------------|
| CORDIERITE DECK (FC-816, Y-800) | T1153Y | Each | 1 1/2 | 4 | 22 x 33 | 88 (30) | 260 (118) |
| CORDIERITE DECKS (FC-816, Y-800) | T1153X | Set (4) | | | | | |
| CORDIERITE DECK (FC-616, Y-600) | T1118Y | Each | 1 1/2 | 3 | 20 x 36 | 83 (41) | 270 (123) |
| CORDIERITE DECKS (FC-616, Y-600) | T1118X | Set 3 Each | | | | | |
| CORDIERITE DECK (FC-516) | T1187Y | Each | 1 1/2 | 4 | 18 x 24 | 64 (29) | 253 (115) |
| CORDIERITE DECKS (FC-516) | T1187X | Set 4 Each | | | | | |
| CORDIERITE DECK (251) | T1104Y | Each | 1 1/2 | 2 | 18 x 34 1/2 | 80 (36) | 160 (73) |
| CORDIERITE DECKS (251) | T1111X | Set 2 each | | | | | |
| CORDIERITE DECK (351) | T1105Y | Each | 1 1/2 | 2 | 22 1/2 x 34 1/2 | 104 (47) | 207 (94) |
| CORDIERITE DECKS (351) | T1112X | Set 2 each | | | | | |
| CORDIERITE DECK (451) | T1104Y | Each | 1 1/2 | 3 | 18 x 34 1/2 | 80 (36) | 240 (109) |
| CORDIERITE DECKS (451) | T1110X | Set 3 Each | | | | | |
| CORDIERITE DECK (151) | T1106Y | Each | 1 1/2 | 2 | 18 x 24 1/2 | 80 (36) | 160 (73) |
| CORDIERITE DECKS (151) | T1113X | Set 2 Each | | | | | |
| CORDIERITE DECK (3151) | T1158Y | Each | 1 1/2 | 2 | 22 1/2 x 24 1/2 | 104 (47) | 207 (94) |
| CORDIERITE DECKS (3151) | T1158X | Set 2 Each | | | | | |
| CORDIERITE DECK (4151) | T1106Y | Each | 1 1/2 | 3 | 18 x 24 1/2 | 80 (36) | 240 (109) |
| CORDIERITE DECKS (4151) | T1149X | Set 3 Each | | | | | |
| CORDIERITE DECK (E-3836) | T1232Y | Each | 1 | 2 | 19 x 36 | 60 (27) | 120 (55) |
| CORDIERITE DECKS (E-3836) | T1232X | Set 2 Each | | | | | |
| CORDIERITE DECK (E-5736) | T1232Y | Each | 1 | 3 | 19 x 36 | 60 (27) | 180 (82) |
| CORDIERITE DECKS (E-5736) | T1233X | Set 3 Each | | | | | |

Freight Class 60. Cannot be sent UPS.

DECK OVEN

REPLACEMENT DECKS | LIGHTSTONE FIBRAMENT

| Lightstone Decks (Fibrament) | | | | |
|---|-----------------------|--------------|--|-----------------|
| Model | Part Number | Each/Per Set | | Stones Per Oven |
| LIGHTSTONE Fibrament DECK (FC-816, Y-800) 1 1/2" | T1337Y | Each | | 4 |
| LIGHTSTONE Fibrament DECKS (FC-816, Y-800) 1 1/2" | T1337X | Set of 4 | | |
| LIGHTSTONE Fibrament DECK (FC-616, Y-600) 1 1/2" | T1336Y | Each | | 3 |
| LIGHTSTONE Fibrament DECKS (FC-616, Y-600) 1 1/2" | T1336X | Set of 3 | | |
| LIGHTSTONE Fibrament DECK (FC-516) | T1358Y | Each | | 2 |
| LIGHTSTONE Fibrament DECKS (FC-516) | T1358U | Set of 2 | | |
| LIGHTSTONE Fibrament DECK (Y-800) 2" | T1382W | Each | | 5 |
| LIGHTSTONE Fibrament DECKS (Y-800) 2" | T1382X | Set of 4 | | |
| LIGHTSTONE Fibrament DECK (Y-600) 2" | T1381Y | Each | | 3 |
| LIGHTSTONE Fibrament DECKS (Y-600) 2" | T1381X | Set of 3 | | |
| LIGHTSTONE Fibrament DECK (4151) | T1354Y | Each | | 3 |
| LIGHTSTONE Fibrament DECKS (4151) | T1354X | Set of 3 | | |
| LIGHTSTONE Fibrament DECK (251) 1.5" | T1355Y | Each | | 2 |
| LIGHTSTONE Fibrament DECKS (251) 1.5" | T1355X | Set of 2 | | |
| LIGHTSTONE Fibrament DECK (451) | T1355Y | Each | | 3 |
| LIGHTSTONE Fibrament DECKS (451) | T1355U | Set of 3 | | |
| LIGHTSTONE Fibrament DECK (351) | T1356Y | Each | | 2 |
| LIGHTSTONE Fibrament DECKS (351) | T1356X | Set of 2 | | |
| LIGHTSTONE Fibrament DECK (3151) | T1357Y | Set of 2 | | 2 |
| LIGHTSTONE Fibrament DECKS (3151) | T1357X | Each | | |
| LIGHTSTONE Fibrament DECK (151) | T1354Y | Each | | 2 |
| LIGHTSTONE Fibrament DECKS (151) | call Customer Service | Set of 2 | | |
| LIGHTSTONE Fibrament DECK (4151) | T1354Y | Each | | 3 |
| LIGHTSTONE Fibrament DECKS (4151) | T1354X | Set of 3 | | |
| LIGHTSTONE Fibrament DECK (E-3836) | T1361Y | Each | | 2 |
| LIGHTSTONE Fibrament DECKS (E-3836) | T1361U | Set of 2 | | |
| LIGHTSTONE Fibrament DECK (E-5736) | T1361Y | Each | | 3 |
| LIGHTSTONE Fibrament DECKS (E-5736) | T1361T | Set of 3 | | |
| In lieu of Cordierite | | | | |
| Freight Class 60 | | | | |

SGC GAS CONNECTORS STATIONARY EQUIPMENT

SGC Gas Connectors are type 304 Stainless Steel with a thick yellow PVC coating. Not for use with mobile equipment.

SGC Gas Connectors – Stationary Equipment

| Model | Part Number | BTU Capacity | Inside Diameter inches (mm) | Length inches (mm) |
|---------|-------------|--------------|-----------------------------|--------------------|
| SGC-75 | 4N-SGC-75 | 225,000 | 3/4 (19) | 48 (1220) |
| SGC-100 | 4N-SGC-100 | 451,000 | 1 (25) | 48 (1220) |

ANSI NFPA     

MGC GAS CONNECTORS MOBILE EQUIPMENT

MGC Gas Connectors are type 304 Stainless Steel with a thick yellow PVC coating. Quick Disconnect, fusible link, restraining device, and hardware.

MGC Gas Connectors – Mobile Equipment

| Model | Part Number | BTU Capacity | Inside Diameter inches (mm) | Length inches (mm) |
|---------|-------------|--------------|-----------------------------|--------------------|
| MGC-75 | 4N-MGC-75 | 180,000 | 3/4 (19) | 48 (1220) |
| MGC-100 | 4N-MGC-100 | 334,000 | 1 (25) | 48 (1220) |

ANSI NFPA     

EQUIPMENT STANDS

HEAVY-DUTY EQUIPMENT STANDS with CASTERS

| Model | Width [in.] | Depth [in.] | Height [in.] | Ship weight [lbs] | Stand rated for [lbs] | Freight Class |
|-------------|-------------|-------------|--------------|-------------------|-----------------------|---------------|
| STAND/HC-24 | 24 | 30 | 24 | 25 | 300 | 85 |
| STAND/HC-36 | 36 | 30 | 24 | 68 | 400 | 85 |
| STAND/HC-48 | 48 | 30 | 24 | 88 | 500 | 85 |
| STAND/HC-60 | 60 | 30 | 24 | 105 | 600 | 85 |
| STAND/HC-72 | 72 | 30 | 24 | 122 | 700 | 85 |

All prices F.O.B Smithville, TN



PREPAID FREIGHT

on orders of

\$20,000

or more total net *

Prepaid Freight offer will ONLY apply if:

1. Freight ships from Bakers Pride warehouse location.
2. Freight for orders in continental United States only.
3. Bakers Pride chooses freight carrier.
4. Bakers Pride must pre-pay and add freight to the invoice.

Additional Charges

Lift Gate Delivery = \$150 CallBefore Delivery = \$100 All other requests, call for pricing

Freight Classification

All UPSGround shipments on Bakers Pride account will be subjected to a shipping and handling fee. We encourage customersto ship on their UPS Ground account to avoid charges.

Freight Damage

DO NOT SIGN for equipment until you have thoroughly inspected it for noticeable freight damage. If damages are identified, please indicate damaged item(s) on the delivery receipt.

Noticeable Freight Damage - If an order is delivered with noticeable damage, **DO NOT ACCEPT THE ITEM**, note damages on the delivery receipt and refuse delivery of damaged item(s). Contact Star Brands immediately at orders@mystarbrands.com or call 800-264-7827. The consignee is responsible for notifying the factory of any damages. Please include your name, item(s) damaged, serial number (if applicable), description of damage, and photographs (if possible). Damaged shipments originating from a Star Brands facility to the original consignee must be reported within 24 hours of delivery. Shipments originating from dealer stock which result in freight damage must be handled through the dealership.

Concealed Freight Damage -

All items must be inspected immediately upon delivery for any signs of damage. If an item shows signs of damage upon opening, immediately contact Star Brands at orders@mystarbrands.com or call

800-264-7827. The damage must be reported to Star Brands up to 5-days from the date of delivery. Please include your name, item(s) damaged, serial number (if applicable), description of damage, and photo-graphs (if possible). The damaged item needs to be photographed and all packing and box materials must be kept for inspection by the freight carrier. Damaged shipments originating from a Star Brands facility to the original consignee must be reported up to 5-days of delivery. Shipments originating from dealer stock which result in freight damage must be handled through the dealership.



MAP/M.R.I.C.P. POLICY

APW/Bakers Pride/Star Brands (Holman, Lang, MagiKitch'n, Star, Toastmaster & Wells)

Minimum Advertised Price & Minimum Resale Internet Cart

MINIMUM ADVERTISED PRICE (MAP) POLICY

This Policy applies to all means of Advertised Pricing for all Middleby Commercial Foodservice Brands

The APW/Bakers Pride/Star Brands (hereinafter "the Group") and the Middleby Corporation (hereinafter "the Corporation") is committed to supporting our Authorized Dealers and Resellers selling the Group's products in or into the United States & Canada by continuing to provide high-quality, premium products for the foodservice industry while maintaining its brand equity and integrity. This Minimum Advertised Price Policy ("MAP") applies to ANY and ALL means of Advertised Pricing, to Any and ALL customers, for all Brands within the Group and the Corporation. Advertising at a price below MAP will be considered a violation of this Policy. This MAP Policy will apply to any activity which the Group or the Corporation determines, in their sole and absolute discretion, is designed or intended to circumvent the intent of this MAP Policy.

- MAP Policy pricing is the Current List Price less 45% for all Group products; and advertised at a price no less than rounded down to the nearest whole number off the Current List Price.
- If a Dealer offers or combines (i.e., "bundling") one or more products from a single or multiple brands of the Group or the Corporation in an advertisement, the aggregate price for all products by the Group and Corporation offered for sale in combination may not be lower than the cumulative MAP for each of the products when sold separately.
- At the Dealer's sole expense, the Dealer may offer or combine the following items of casters, warranty or freight into their product's sell price; not to be below the product's MAP price.

The MAP Policy applies to any advertisements of the Group's products and designs in any and all media, including but not limited to, print advertising (e.g. magazines, catalogs, newspapers, posters, flyers and direct mail), e-mail and facsimile advertising (e.g. broadcast campaigns, flyers, coupons and similar inserts), internet or similar electronic media (e.g. Amazon, eBay, Google), Dealer websites, internet banner ads, social media blasts, social networks, search engine advertising and all other types of digital signage.

All internet advertised prices must show the product's "MAP" price or higher. Any communications stating or implying that a price below MAP may be found elsewhere on the site, that is initiated by the Dealer, would constitute advertising and would be deemed a violation of this MAP Policy. Dealers may not make any statements, displays, or communications that indicate, state, imply, or suggest that a lower price may be found at the online check out, including but not limited to: "Call for Pricing", "Chat for Pricing", "Text for Pricing", "Click for Pricing", "Email for Pricing", "Add to Cart for Pricing", "Mouse Over for Pricing", "Log In for Pricing", strike-through the price, or any of the like. This includes "shopping cart price", "chat box price" and "emailed price" that appear on the internet in any format on any Dealer's public internet website or public internet-based account, including internet search engine shopping feeds, are all subject to the Group and the Corporate MAP Policy. Website features such as automated "bounce-back" pricing emails, pre-formatted email responses, forms, automatic price display, loyalty and reward point systems and other similar features are considered "advertising" under this MAP Policy. Under this MAP Policy, the Group and the Corporation prohibit the use of split-screen, side-by-side advertising, or pop-ups to advertise a similar product of any other brand other than those that are manufactured by other brands within the Corporation. The Group and the Corporation prohibit any Dealer from redirecting (automatically, inadvertently or otherwise) a customer who is in search of a product of the Group, the Corporation or item number to any other non-Middleby brand.

No Dealer may advertise a product of the Group or the Corporation at a price in violation of this MAP Policy on any third-party platform such as Amazon, eBay, Google or any like platforms in which it may operate as a vendor or have a re-distributor operate on its behalf. No Dealer may advertise a price in violation of this MAP Policy in an effort to match or beat a competitor's price. It is a violation of the MAP Policy to advertise a price below MAP pricing, even if such advertised price was automatically or manually generated due to a MAP Policy violation by a vendor or competition another medium or platform.

From time to time, the Group or the Corporation may discontinue certain products or engage in promotions with respect to certain products. In such events, the Group and the Corporation reserve the right to modify or suspend the MAP Policy with respect to the affected products at its sole discretion. Such changes shall apply equally to all Authorized Dealers of the Group and the Corporation.

MINIMUM RESALE INTERNET CART PRICE (MRICP) POLICY

The Minimum Resale Internet Cart Price ("MRICP") applies to the final internet check out prices regardless of providing a customer "log in", membership or similar (e.g., shopping cart prices, chat box prices, emailed prices, and prices on the internet website or search engines) of the Group's or the Corporation's products. The Group requires that when Dealers sell select products (listed below) through internet sales that these products are subject to MRICP and are sold at a price no more than a 52% discount rounded down to the nearest whole number off the current List Price. This MRICP Policy will apply to any activity which the Group or the Corporation determines, in their sole and absolute discretion, is designed or intended to circumvent the intent of this MRICP Policy.

continued [NEXT PAGE](#)



continued **MAP/M.R.I.C.P. POLICY**

The MAP Policy and MRICP Policy apply only to advertised prices and do not apply to the price at which the products are actually sold or offered for sale to an individual customer at a Dealer's place of business, including contract negotiations, or negotiations in the field. The decision to implement and enforce the MAP Policy and the MRICP Policy is solely to protect the Group's and the Corporation's brands, reputation and competitiveness and the Authorized Dealers who promote and sell their products based on quantitative and qualitative factors.

The MRICP policy applies to the following Group Brands and Brand product segments

Brands in their Entirety

Bakers Pride
Lang
MagiKitch'n

Star Categories

Holman conveyor toasters
(All Labeled Products)
Pro-Max Panini's
(PST, PGT, PSC, PGC-Series Products)
Star (RTW-Series Products)
Star-Max (500 & 600-Series Products)
Ultra-Max (All Labeled Products)

Wells Categories

Drawer Warmers
Heated & Refrigerated Wells
(HT, H/RCP-Series)
Dry Wells (MDW models)
All Ventless Products

POLICY VIOLATIONS

These MAP and MRICP Policies are not intended as, nor are they to be construed as, an attempt by the Group or the Corporation to set advertised or resale prices or an agreement between the Group, the Corporation and any Authorized Dealer or other party. In addition, the Group and the Corporation will not accept any assurances of compliance with these MAP or MRICP Policies from any Authorized Dealer. Each Authorized Dealer must independently choose whether to comply with the terms of these MAP and MRICP Policies. These MAP and MRICP Policies are not negotiable and will not be altered for any individual Authorized Dealer.

The Group, the Corporation or their agent(s) will conduct a reasonable investigation in response to a suspected MAP and MRICP Policy violation. Failure to cooperate by any Authorized Dealer, including retaliatory actions by any Authorized Dealer with the Group's or the Corporation's investigation will be considered an additional violation.

Failure to meet the terms and conditions of the MAP and MRICP Policies will result in full, unconditional enforcement of the penalties described below. The event of a violation will be determined solely by the Group or the Corporation.

Dealer will be subject to penalties (over a 12-month period) up to and including but not limited to:

- **1st violation:** The Group or the Corporation at a minimum will issue an email communication to the non-compliant dealer requesting their compliance to the MAP and MRICP Policies. Failure to comply within 48 hours (2 days) or a repeated offense within a 3-month period will be considered a 2nd violation.
- **2nd violation:** The Group or the Corporation at a minimum will issue an email notification to the non-compliant dealer requesting their compliance to the MAP and MRICP Policies and will hold all Group shipments and/or the Corporation, until all violations are resolved. Failure to comply within 48 hours (2 days) or a repeated offense within a 6-month period will be considered a 3rd violation.
- **3rd violation** and each violation thereafter: The Group or the Corporation at a minimum will issue an email notification to the non-compliant dealer and buying group as applicable requiring their compliance to the MAP and MRICP Policies and will result in **(a) the dealer's net pricing being increased to a price that is 50% off of the Group's then current published List Price(s) and net pricing increased to standard market discounts off ALL Middleby Corporation Brands published List Prices and (b) any and ALL available rebates, marketing incentives, or program dollars (accrued or due in total) will be forfeited.** Failure to comply within 48 hours (2 days) or a repeated offense within a 12-month period, the Group or the Corporation at a minimum will issue an email notification to the non-compliant Dealer and buying group as applicable informing them of the a) indefinite suspension of their account with the Group and ALL Middleby Corporation Brands and b) permission to use the Group's and the Corporation's brand trademarks, trade names, individual brand and corporate logos, product images and product content will be indefinitely revoked. Reinstatement of the account, preferred pricing and applicable incentives or rebates may be re-evaluated by the Group and the Corporation in their sole discretion after 30 days.

DEALER ACCOUNTABILITY

In the case of a MAP or MRICP violation by a reseller who does not have an authorized relationship with the Group's or the Corporation's brands and instead purchases the Group's or the Corporation's products from an Authorized Dealer or any other reseller (i.e., dealer-to-dealer sale), the Group and the Corporation will pursue enforcement actions against the Authorized Dealer as provided above in these Policies.

OTHER PROVISIONS

These Policies are managed by the MAP/MRICP Policy Administrator(s) for the Group and the Corporation. Only the MAP/MRICP Policy Administrator(s), Group President and Group Vice President of Sales and Marketing may provide direction to Dealers concerning compliance with the MAP and MRICP Policies. And ONLY the Group Vice President of Sales and Marketing and Group President may authorize exceptions to the Policies. No other individuals, including any employee or representative of the Group or the Corporation, may provide such direction or authorizations regarding the Group's Policies to any Dealer. It is the Dealer's sole responsibility to remain aware of any changes to the MAP and MRICP Policies.

The terms of the MAP and MRICP Policies are confidential and are not to be disclosed to other parties. The Group and the Corporation have adopted the MAP and MRICP Policies unilaterally in furtherance of its independent business strategy and reserves, at its sole discretion, the right to change the Policies and to interpret, enforce and otherwise handle all questions and issues related to the Policies.



WARRANTY 2023

Bakers Pride

LIMITED EQUIPMENT WARRANTY

Baker's Pride (as well as its subsidiaries) warrants to the original purchaser of new Baker's Pride products to be free from defects in material or workmanship, under normal and proper use and maintenance service as specified by Bakers Pride and upon proper installation and start-up in accordance with the instructions supplied with each Bakers Pride unit. Baker's Pride obligation under this warranty is limited to a period of one [1] year beginning from the date of original installation. The warranty period begins upon the earlier of the date of original installation or up to six [6] months after the original shipment, from the factory, of the covered product. Defects that occur as a result of normal use, within the time period and limitations defined in this warranty, will at Baker's Pride discretion have the parts replaced or repaired by Baker's Pride or a Baker's Pride authorized service agency.

THIS WARRANTY IS SUBJECT TO ALL LISTED CONDITIONS

Repairs performed under this warranty are to be performed by an authorized Baker's Pride service agency. Baker's Pride will not be responsible for charges incurred or service performed by non-authorized repair agencies. In all cases, the nearest Baker's Pride-authorized service agency must be used. Baker's Pride will be responsible for normal labor charges incurred in the repair or replacement of a warranted product within 50 miles (80.5 km) of an authorized service agency. Time and expense charges for anything beyond that distance will be the responsibility of the owner. All labor will need to be performed during regular service hours. Any overtime premium will be charged to the owner. For all shipments outside the U.S.A. and Canada, please see the International Warranty for specific details. It is the responsibility of the owner to inspect and report any shipping damage claims, hidden or otherwise, promptly following delivery. No mileage or travel charges will be honored on any equipment that is deemed portable. In general, equipment with a cord and plug weighing less than 50 lb. (22.7 kg) is considered portable and should be taken or shipped to the closest authorized service agency, transportation prepaid.

CONTACT

Should you require any assistance regarding the operation or maintenance of any Baker's Pride Manufacturing; phone or email our service department. In all correspondence provide the model number and serial number of the unit needing service; include the voltage or gas type.

Normal Business Hours: 8:00 a.m. to 5:00 p.m. Central

Telephone: **800-733-2203 Tech Service Option 2**

Email: TechService@partstown.com

www.bakerspride.com

WARRANTY EXCLUSIONS

THE FOLLOWING WILL NOT BE COVERED UNDER WARRANTY.

Baker's Pride sole obligation under this warranty is limited to either repair or replacement parts, subject to the additional limitations detailed below. This warranty neither assumes nor authorizes any person to assume obligations other than those expressly covered by this warranty.

- Any product which has not been used, maintained, or installed in accordance with the directions published in the appropriate installation sheet and/or owner's manual, including incorrect gas or electrical connection. Baker's Pride is not liable for any unit which has been mishandled, abused, misapplied, subjected to harsh chemicals, modified by unauthorized personnel, damaged by flood, fire, or other acts of nature [or God], or which have an altered or missing serial number.
 - Installation, labor, and job checkouts, calibration of heat controls, air and gas burner/bypass/pilot adjustments, gas or electrical system checks, voltage and phase conversions, cleaning of equipment, or seasoning of griddle surface.
 - Replacement of fuses or resetting of circuit breakers, safety controls, or reset buttons.
 - Replacement of broken or damaged glass components, quartz heating elements, and light bulbs.
 - Labor charges for all removable and consumable parts in gas charbroilers and hotplates, including but not limited to burners, grates, and radiants.
 - Any labor charges incurred by delays, waiting time, or operating restrictions that hinder a service technician's ability to perform service.
 - Replacement of parts that fail or are damaged due to normal wear or labor for replacement of parts that can be replaced during a daily cleaning routine, such as but not limited to silicone belts, PTFE non-stick sheets, control labels, knobs, bulbs, fuses, quartz heating elements, baskets, racks, and grease drawers.
 - Any economic loss of business or profits.
 - Non-OEM parts. Use of non-OEM parts without Baker's Pride approval will void the warranty.
- Units exceeding one [1] year from original installation date.

ADDITIONAL WARRANTIES

- Specific/chain-specific equipment may have additional and/or extended warranties.

The foregoing warranty is in lieu of any and all other warranties expressed or implied and constitutes the entire warranty.



INTERNATIONAL WARRANTY 2023

Bakers Pride

ORIGINAL EQUIPMENT WARRANTY

INTERNATIONAL

(Except U.S. and Canada)

STAR, APW WYOTT, BAKERS PRIDE, HOLMAN, LANG, MAGIKITCH'N, TOASTMASTER, WELLS products are warranted to each original Buyer and will be free from defects in material and workmanship for the period specified below, under normal and proper use and maintenance service as specified by "STAR, APW WYOTT, BAKERS PRIDE, HOLMAN, LANG, MAGIKITCH'N, TOASTMASTER, WELLS" and upon proper installation and start-up in accordance with the instructions supplied with each. Obligation under this warranty shall be limited to repairing or replacing, at its option, any part found to be defective within the specified warranty period.

STANDARD PRODUCT WARRANTY PERIOD

One (1) Year Limited Parts only

The warranty period begins upon the earlier of the date between proof of installation or 90 days after Invoice date or 90 days after shipping date.

No other Warranty terms are valid unless agreed and authorized by STAR, APW WYOTT, BAKERS PRIDE, HOLMAN, LANG, MAGIKITCH'N, TOASTMASTER, WELLS

Any labor expense or part failure incurred after the warranty period will be the responsibility of the end user.

WARRANTY EXCLUSIONS

THE FOLLOWING WILL NOT BE COVERED UNDER WARRANTY.

STAR, APW WYOTT, BAKERS PRIDE, HOLMAN, LANG, MAGIKITCH'N, TOASTMASTER, WELLS sole obligation under this warranty are limited to either repair or replacement parts, subject to the additional limitations detailed below. This warranty neither assumes nor authorizes any person to assume obligations other than those expressly covered by this warranty.

- Any product which has not been used, maintained, or installed in accordance with the directions published in the appropriate installation sheet and/or owner's manual, including incorrect gas or electrical connection. STAR, APW WYOTT, BAKERS PRIDE, HOLMAN, LANG, MAGIKITCH'N, TOASTMASTER, WELLS are not liable for any unit which has been mishandled, abused, misapplied, subjected to harsh chemicals, modified by unauthorized personnel, damaged by flood, fire, or other acts of nature [or God], or which have an altered or missing serial number.
- Installation, labor, and job checkouts, calibration of heat controls, air and gas burner/bypass/pilot adjustments, gas or electrical system checks, voltage and phase conversions, cleaning of equipment, or seasoning of surfaces.
- Replacement of fuses or resetting of circuit breakers, safety controls, or reset buttons.
- Replacement of broken or damaged glass components, quartz heating elements, and light bulbs.
- Labor charges for all removable and consumable parts.
- Any labor charges incurred by delays, waiting time, or operating restrictions that hinder a service technician's ability to perform service.

continued [NEXT PAGE](#)



continued **INTERNATIONAL WARRANTY 2023**

Bakers Pride

- Replacement of parts that fail or are damaged due to normal wear or labor for replacement of parts that can be replaced during a daily cleaning routine, such as but not limited to silicone belts, PTFE non-stick sheets, control labels, knobs, bulbs, fuses, quartz heating elements, baskets, racks, and grease drawers.
- Any economic loss of business or profits
- Non-OEM parts. Use of non-OEM parts without STAR, APW WYOTT, BAKERS PRIDE, HOLMAN, LANG, MAGIKITCH'N, TOASTMASTER, WELLS 's approval will void the warranty.

CONTACT

International@partstown.com

www.partstown.com

Phone: +1-630-866-4385 during normal Business Hours, 8:30 am to 4:30 pm, US Central Standard Time (CST)

In all correspondence provide:

- Serial number - **mandatory**
- Model number - **mandatory**
- Sales Acknowledgment/Confirmation or Invoice - **mandatory**
- Include Site's voltage or gas type
- Location/Company's name
- Buyer/Dealer/Distributor/Vendor/Service provider info
- Pics/tech reports
- Any useful info





Charbroilers
Countertop Ovens
Open-Flame Pizza Ovens
Deck/Pizza Ovens

Corporate Office
Star Brands
265 Hobson Street
Smithville, TN 37166

bakerspride.com

